

# Standards Portfolio (Progress Monitor)

Last Modified on 10/22/2022 9:30 am CDT

This tool is available as part of the Campus Learning premium offering. Visit [What is Campus Learning?](#) to learn more.

Classic Path: [Instruction](#) > [Progress Monitor](#) > [Portfolio](#)

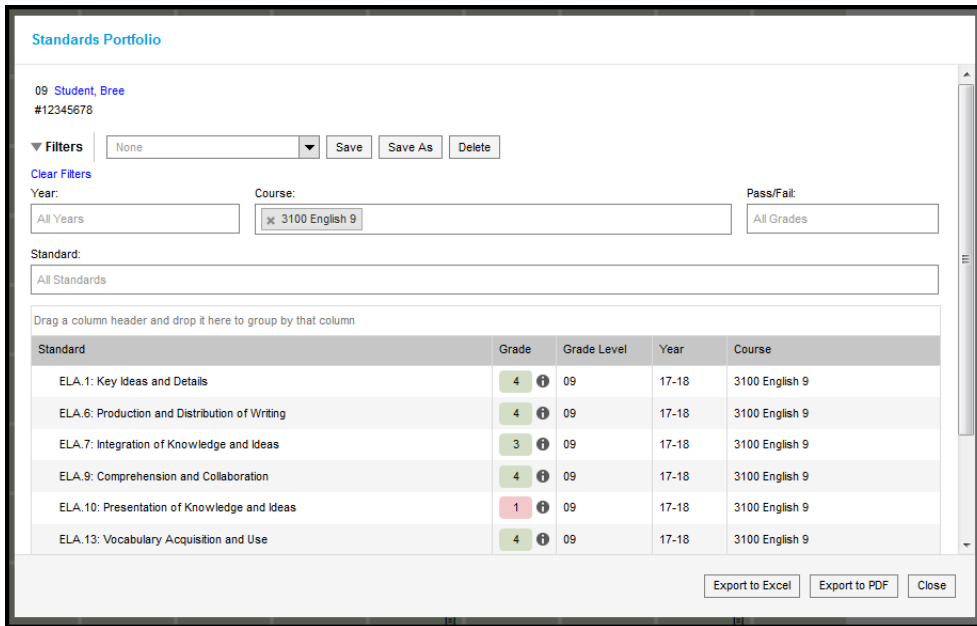
Search Terms: [Progress Monitor](#)

The Standards Portfolio displays all grades received for standards across the student's school career, tracking student progress towards proficiency on standards over time. Users must have appropriate tool rights to view data from previous calendars. This tool is available in the Progress Monitor and in [Student Information](#).

Classroom	Curriculum	Students	Grades			
Term: 1 - (7/1/22 - 11/4/22)			Student Search			
11 Student, Andy	Assignments	Portfolio	RL.9-10.P 4/4	RL.9-10.1 1/3	RL.9-10.2 1/3	RL.9-10.2 3/3
12 Student, Bree	Assignments	Portfolio	RL.9-10.P 4/4	RL.9-10.1 1/3	RL.9-10.2 1/3	RL.9-10.2 1/3
12 Student, Brooke J	Assignments	Portfolio	RL.9-10.P 4/4	RL.9-10.1 1/3	RL.9-10.2 1/3	RL.9-10.2 1/3

Open the Standards Portfolio from the Progress Monitor.

Click [Portfolio](#) to view all grades given for standards across a student's school career. Teachers must have the appropriate tool rights to view data for previous calendars. This view allows teachers to track student progress towards proficiency on standards in previous courses, as well as progress on standards aligned to the current section.

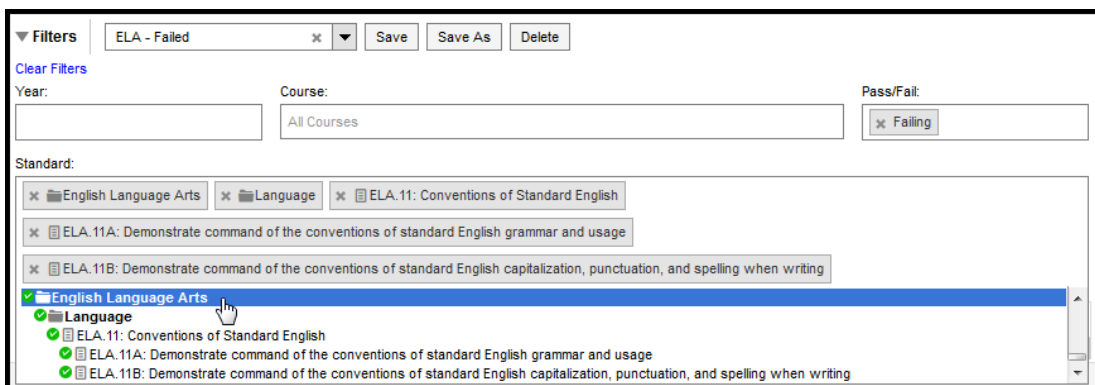


The Portfolio allows teachers to view student progress on standards across years and courses.

## Filters

Upon opening the Portfolio, the view is filtered to the current course. Filter data by **Year**, by **Course**, by whether the student received a **Passing** or **Failing** score, or by **Standard**. These filters are specific to the student. For example, only courses the student has taken are listed.

Teachers can **Save** a filter to return to it later, or access filters created by others in the Standards tab. For example, this image shows a saved filter that shows instances where the student received a failing grade on English Language Arts standards:



Save useful filters or access those saved by administrators.

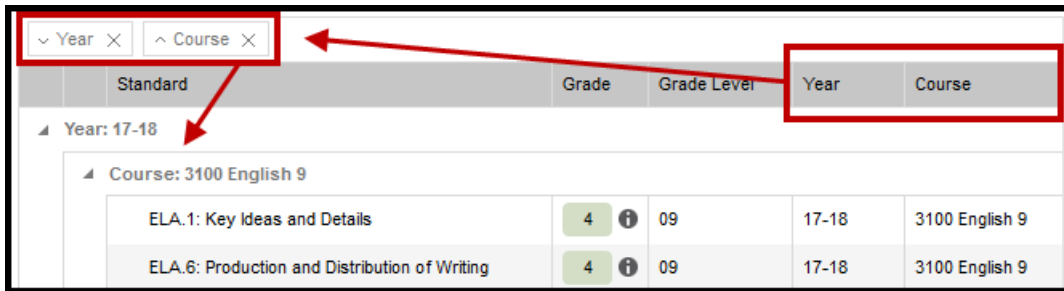
Export filter results to an Excel file or a PDF using the options above the standards table.

## Standards & Grades

Standards are listed based on the filter options selected. The **Grade** displayed is the posted grade the student received for the standard, with an info button to view the rubric used. The grade level,

year, and course are also shown.

Click on a header to sort results or click and drag a header above the table to group results.



Click and drag column headers to group the standards list.

## Assignment Scores & Grades

Click on a standard to view assignment scores that contributed to the grade. In the graph that displays, assignment scores are indicated by and posted term grades by . Hover over an assignment to the name of the assignment, score, and due date. Hover over a term grade to view the term, course, posted date, and teacher.

Assignments are listed below the graph. To display, an assignment must have a grading alignment to the standard. Click an assignment name to view read-only details for the assignment. Click the timestamp in the submissions column to view work submitted by the student.