

Standards Portfolio (Student Information)

Last Modified on 10/22/2022 9:32 am CDT

[Tool Rights](#) | [Filters](#) | [Standards & Grades](#) | [Assignment Scores & Grades](#) | [Standards Portfolio Information in Ad hoc Query Wizard](#)

This tool is available as part of the Campus Learning premium offering. Visit [What is Campus Learning?](#) to learn more.

Classic View: Student Information > General > Standards

Search Terms: Standards Portfolio

The Standards Portfolio displays all grades received for standards across the student's school career tracking student progress towards proficiency on standards over time. Users must have appropriate tool rights to view data from previous calendars.

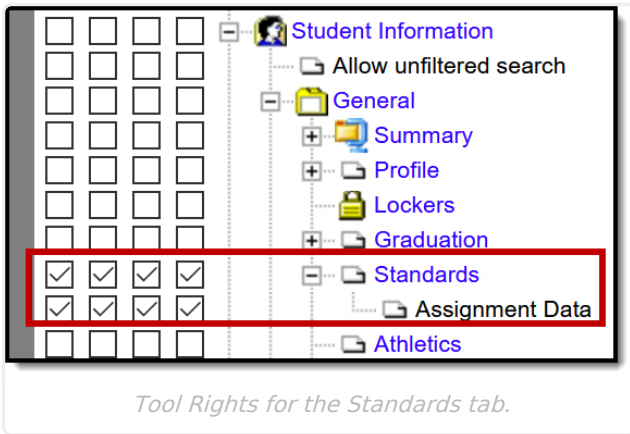
The screenshot shows the 'Standards Portfolio' interface. At the top, there is a search bar and a breadcrumb trail: 'Student Information > General > Standards Portfolio'. Below this, there are filter controls including a dropdown menu set to 'None', and buttons for 'Save', 'Save As', and 'Delete'. A 'Clear Filters' link is also present. The main filter section includes 'Year' (set to '17-18'), 'Course' (set to '3100 English 9'), and 'Pass/Fail' (set to 'All Grades'). There are also 'Export to Excel' and 'Export to PDF' buttons. Below the filters is a table with columns for Standard, Grade, Grade Level, Year, and Course. The table is filtered for Year: 17-18 and Course: 3100 English 9. The table contains 11 rows of data for various ELA standards, with grades ranging from 1 to 4.

Standard	Grade	Grade Level	Year	Course
ELA.1: Key Ideas and Details	4	09	17-18	3100 English 9
ELA.6: Production and Distribution of Writing	4	09	17-18	3100 English 9
ELA.7: Integration of Knowledge and Ideas	3	09	17-18	3100 English 9
ELA.9: Comprehension and Collaboration	4	09	17-18	3100 English 9
ELA.10: Presentation of Knowledge and Ideas	1	09	17-18	3100 English 9
ELA.13: Vocabulary Acquisition and Use	4	09	17-18	3100 English 9
ELA.11: Conventions of Standard English	4	09	17-18	3100 English 9
ELA.11A: Demonstrate command of the conventions of standard English grammar and usage	4	09	17-18	3100 English 9
ELA.11B: Demonstrate command of the conventions of standard English capitalization, punctuation, and spelling when writing	3	09	17-18	3100 English 9

The Standards tab displays student's grades across multiple years of standards.

Tool Rights

Two tool rights govern access to the Standards tab.



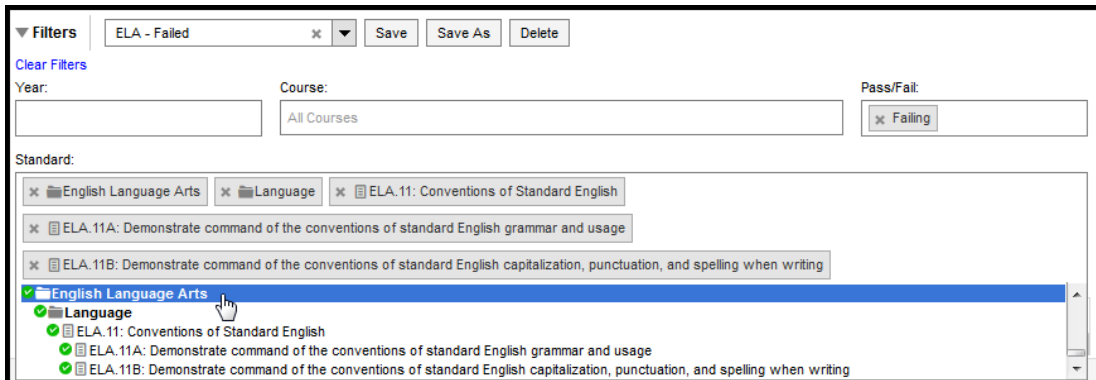
The primary right grants access to the tool and the *Assignment Data* sub right allows the user to view details for assignments.

Users with rights to the Standards tab have access to previous years' data by default, without requiring calendar rights to previous years. The Years filter displays any years in which the student was rostered into a course that had standards aligned to it.

Filters

Filter data by **Year**, by **Course**, by whether the student received a **Passing** or **Failing** score, or by **Standard**. These filters are specific to the student. For example, only courses the student has taken are listed.

a filter and enter a Name to return to it later. Filters saved on the Standards tab are also available to teachers in the [Progress Monitor](#), so filter names should be unique and descriptive. For example, this image shows a saved filter that shows instances where the student received a failing grade on English Language Arts standards:



Save useful filters or access those saved by administrators.

Data Analysis Options

Users have the option of exporting data on this tab (as currently filtered) to an Excel file or a PDF.

Standards & Grades

Standards are listed based on the filter options selected. The **Grade** displayed is the posted grade the student received for the standard, with an info button to view the rubric used. The grade level, year, and course are also shown.

Click on a header to sort results or click and drag a header above the table to group results.

Standard	Grade	Grade Level	Year	Course
Year: 17-18				
Course: 3100 English 9				
ELA.1: Key Ideas and Details	4	09	17-18	3100 English 9
ELA.6: Production and Distribution of Writing	4	09	17-18	3100 English 9

Click and drag column headers to group the standards list.

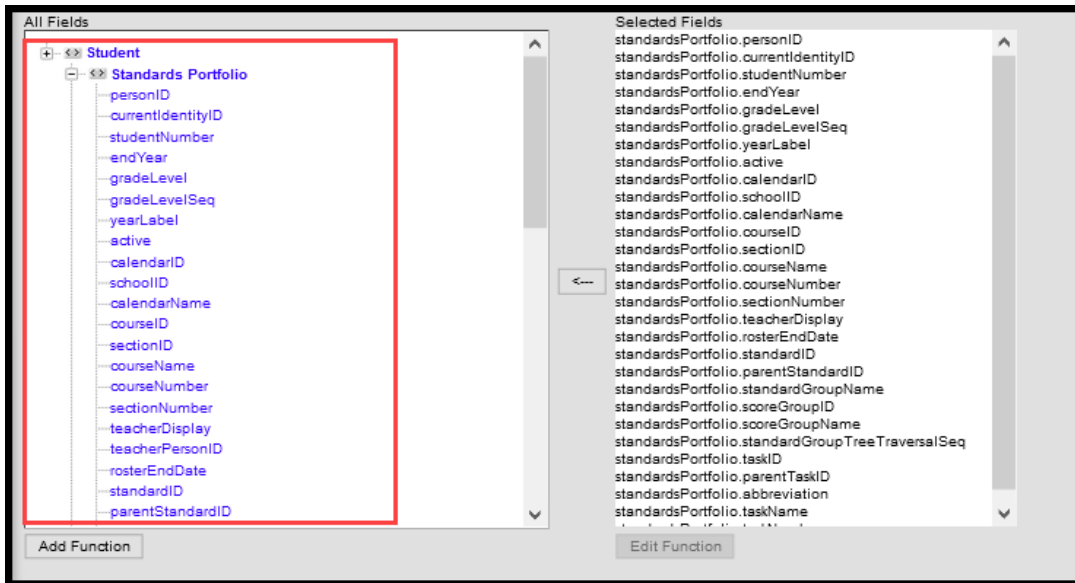
Assignment Scores & Grades

Click on a standard to view assignment scores that contributed to the grade. In the graph that displays, assignment scores are indicated by and posted term grades by . Hover over an assignment view to the name of the assignment, score, and due date. Hover over a term grade to view the term, course, posted date, and teacher.

Assignments are listed below the graph. To display, an assignment must have a grading alignment to the standard. Click an assignment name to view read-only details for the assignment. Click the timestamp in the submissions column to view work submitted by the student.

Standards Portfolio Information in Ad hoc Query Wizard

Use the **Student Data Type** in the Filter Designer to build reports that include Standards Portfolio information, available in the **Student > Standards Portfolio** folder.



Locate Ad hoc Fields in the Standards Portfolio folder.