

Establish Achievement Standards

Last Modified on 10/22/2022 9:34 am CDT

[Cut Scores](#) | [Achievement Standards Field and Mapping](#)

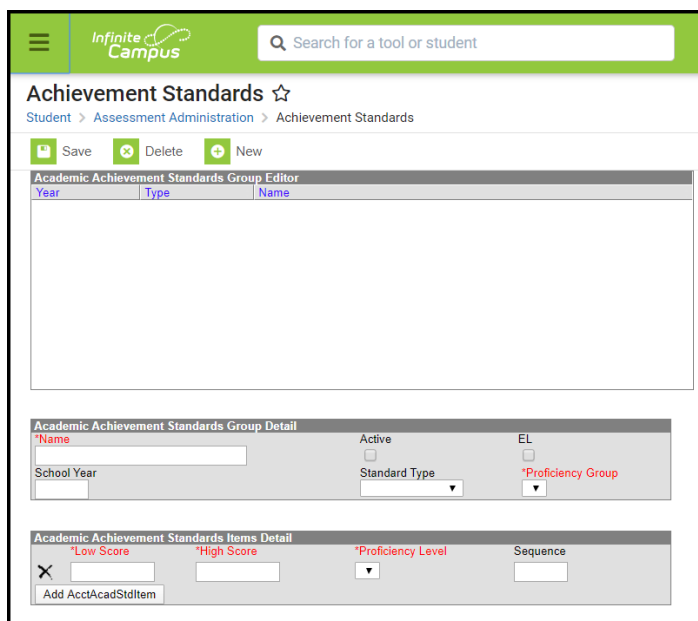
Classic Path: [Assessment](#) > [Achievement Standards](#)

Search Terms: [Achievement Standards](#)

After proficiency groups and levels have been created, cut scores may then be aligned with the existing proficiency levels through the use of the Academic Achievement Standards tool.

The Achievement Standards tool contains required fields that are populated from fields on the [Proficiency Levels](#) tool. Therefore, proficiency levels should be created prior to creating achievement standards.

Review the [Proficiency Level and Achievement Standards Workflow](#) for proper setup steps.



Achievement Standards Tool

Cut Scores

Academic Achievement Standards are the range of scores, or the cut scores, accepted for a specific proficiency level. The cut scores mapped to a proficiency level are contained within a specific standards group that can be aligned to a certain assessment.

Creating a New Academic Achievement Standards Group

1. Select the **New** icon from the action bar. An Achievement Standards editor will display
2. Enter a **Name** for the Academic Achievement Standards Group.
3. Mark the **Active** checkbox to select the achievement standards on the Test Structure.
4. Mark the **EL** checkbox to indicate the achievement standard relates to a English Learners assessment.
5. If this is a BIE site, select the **State** field.
6. Enter a **School Year** in YYYY format. This year should be the beginning/end year of the related school year. This field should be left blank if the standard is the same across multiple years.
7. Select a **Subject Area** from the dropdown list if the achievement standard is specified for an identified subject. If this field is left blank, the achievement standard is the same across multiple subject areas.
8. Assign a **Standards Type** to the achievement standard. If left blank, the achievement standard will be the same across multiple standard types.
9. Select the appropriate **Proficiency Group** to use for these scoring standards.

Cut Scores can now be created in the Academic Achievement Standards Items Detail.

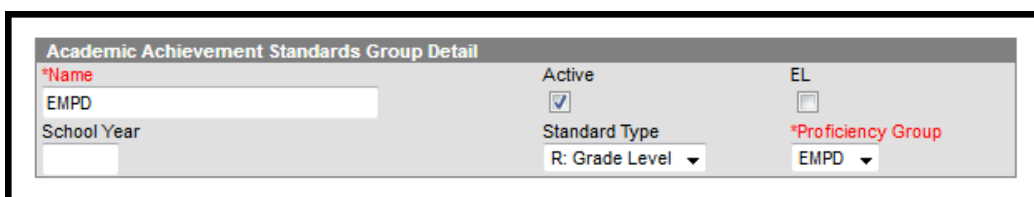
Aligning Cut Scores to Proficiency Levels

1. Enter a **Low Score** for the selected achievement standard.
2. Enter a **High Score** for the selected achievement standard.
3. Select a **Proficiency Level**.
4. Enter a **Sequence** to determine the order in which the scores will appear.
5. Click the **Save** button when finished.

It is highly recommended that the score for a High Score does not have a gap between the next Low Score. For example, if a High Score for a Meets Standards item is 59, the Low score for the Above Standards item should be 60.

Achievement Standards Field and Mapping

Academic Achievement Standards Group Detail Editor



Academic Achievement Standards Group Detail		
*Name EMP	Active <input checked="" type="checkbox"/>	EL <input type="checkbox"/>
School Year 	Standard Type R: Grade Level ▼	*Proficiency Group EMP ▼

Academic Achievement Standards Group Detail

- **Database Table:** AcctAcadStdGroup

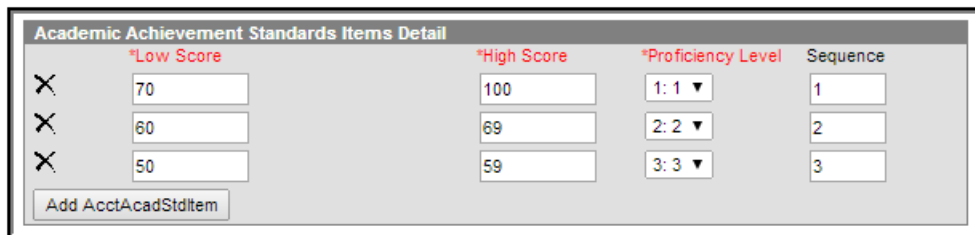
- **Database Primary Key:** AcctAcadStdGroupID
- **Foreign Key:** AcctProfLevelGroupID

Interface Field Name	Definition	Database Locations Table.Column
Name	The descriptive name assigned to the academic standard group, displayed in the Academic Achievement Standards Group Editor.	acctAcadStdGroup.name
Active	If flagged, checkbox indicates the academic standard group is currently active and available for selection.	acctAcadStdGroup.active
EL	<p>If flagged, checkbox indicates the academic standard group is considered an EL group.</p> <p>This allows the Academic Achievement Standard Group to be selected in the Academic Achievement Standard Dropdown list location in Tests if the test is set as an EL test type.</p>	acctAcadStdGroup.lep
State	<p>The state to which this academic standard should be mapped.</p> <p>This allows the Academic Achievement Standard group to be selected in the Academic Achievement Standard dropdown list located in Tests if the test State is the same and all other required alignment criterion are met.</p> <div style="border: 1px solid #ccc; background-color: #fff9c4; padding: 5px; margin-top: 10px;"> <p>This is only applicable to BIE editions. This field will not appear for non-BIE districts.</p> </div>	acctAcadStdGroup.state

Interface Field Name	Definition	Database Locations Table.Column
School Year	<p>The end year of the school year range to which this academic standard group is associated.</p> <p>This allows the Academic Achievement Standard group to be selected in the Academic Achievement Standard dropdown list located in Tests if the test year is the same and all other required alignment criterion are met. If no year is selected, this group will be available for any school year.</p> <p>(<i>E.g.</i>, If the school year range is 2008-2009, enter "2009.")</p>	acctAcadStdGroup.endYear
Subject Area	<p>The core subject area with which this academic standard group should be identified.</p> <p>This allows the Academic Achievement Standard group to be selected in the Academic Achievement Standard dropdown list located in Tests if the test NCLB Subject area is the same and all other required alignment criteria are met. (<i>E.g.</i>, Math, English, History, Arts)</p>	acctAcadStdGroup.coreSubject
Standard Type	<p>The standards type to be associated with the Academic Achievement Standards Group.</p> <p>This allows the Academic Achievement Standard group to be selected in the Academic Achievement Standard dropdown list located in Tests if the test standard type is the same and all other required alignment criterion are met.</p>	acctAcadStdGroup.standardType

Interface Field Name	Definition	Database Locations Table.Column
Proficiency Group	<p>The proficiency group to use for the Academic Achievement Standards Group.</p> <p>This field is populated by groups created on the Proficiency Level tool based on active groups and groups that match that standards type and/or EL.</p>	acctAcadStdGroup.acctProfLevelGroupID

Academic Achievement Items Detail Editor



	*Low Score	*High Score	*Proficiency Level	Sequence
X	70	100	1: 1 ▼	1
X	60	69	2: 2 ▼	2
X	50	59	3: 3 ▼	3

Add AcctAcadStdItem

Academic Achievement Standards Items Detail

- **Database Table:** AcctAcadStdItem
- **Database Primary Key:** AcctAcadStdItemID
- **Foreign Keys:** acctAcadStdGroupID, acctProfLevelItemID

Interface Field Name	Definition	Database Locations Table.Column
Low Score	The lowest score associated with the proficiency level selected for the standard (e.g., If the acceptable score range for the proficiency level is 90-100, enter "90").	acctAcadStdItem.lowScore
High Score	The highest score associated with the proficiency level selected for the standard (e.g., If the acceptable score range for the proficiency level is 90-100, enter "100").	acctAcadStdItem.highScore

Interface Field Name	Definition	Database Locations Table.Column
Proficiency Level	<p>The proficiency level to be associated with the range of high and low scores.</p> <p>This field looks first to the proficiency group selected in the Proficiency Group field and then populates based on the levels assigned to that group, as created on the Proficiency Level tab.</p>	<p>acctAcadStdItem.acctAcadStdGroupID acctAcadStdItem.acctProfLevelItemID</p>
Sequence	Order this item will display in a list.	acctAcadStdItem.sequence