

# Digital Equity

Last Modified on 10/22/2022 9:35 am CDT

[Tool Rights for Digital Equity](#) | [Digital Equity Information in Ad hoc Query Wizard](#) | [Digital Equity Field Descriptions](#) | [Add a Digital Equity Record](#) | [Print a Summary Report of Digital Equity Records](#)

**Classic View:** Student Information > Program Participation > State Programs > Digital Equity

**Search Terms:** Digital Equity

The Digital Equity tool allows schools to track digital devices and internet availability for students. More than one record can be added, but records cannot overlap.

Fields vary by state. Please see your state's [State Tools](#) articles for more information on Digital Equity procedures in your state.

The screenshot shows the Digital Equity tool interface. At the top, there is a search bar with the text "Search for a tool or student". Below this is the title "Digital Equity" with a star icon and a breadcrumb trail: "Student Information > State Programs > Digital Equity". A toolbar contains icons for "New", "Save", "Delete", and "Print Summary Report".

The main content area is divided into two sections:

- Digital Equity Summary:** A table with columns "Start Date" and "End Date". One row is visible with the start date "09/01/2020".
- Digital Equity Detail:** A form with the following fields:
  - \*Start Date: 09/01/2020
  - End Date: (empty)
  - \*Internet Access in Residence: Yes: Yes - Internet Access in Residence
  - \*Primary Internet Access Type in Res: RB: ResidentialBroadband (DSL, Cable, Fiber)
  - \*Internet Performance: Yes: Yes - No issues
  - \*Primary Digital Device: DL: Desktop/Laptop
  - \*Primary Device Access: PD: Personal - Dedicated

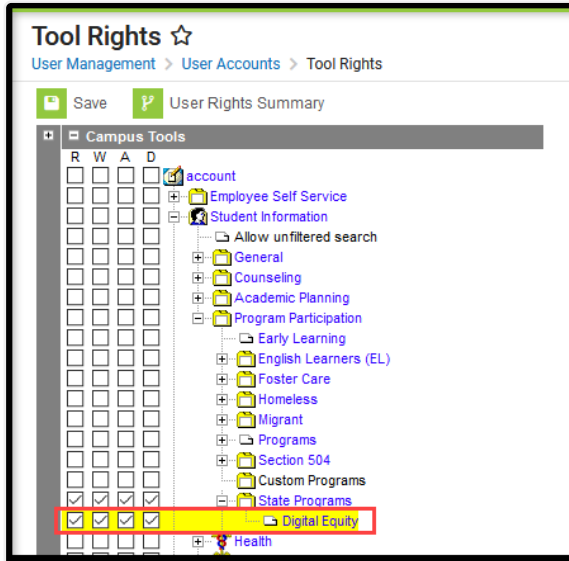
At the bottom of the detail section, it says "Modified By: Administrator, System 10/01/2020 10:07 AM" and "District Defined Elements".

Example Digital Equity Record

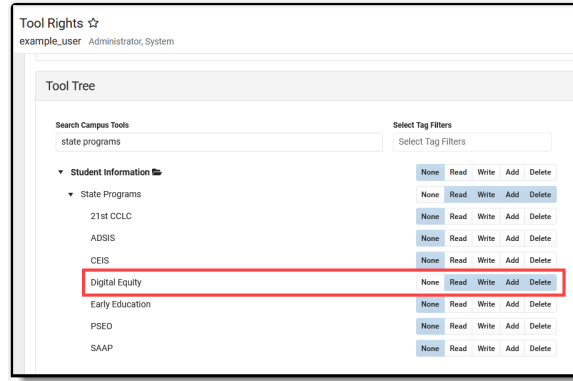
Use the [Federal/State Program Updater](#) tool to import Digital Equity information to this tool.

## Tool Rights for Digital Equity

For full access to Digital Equity, users need **RWAD** rights to Student Information > State Programs > **Digital Equity**.



Classic Navigation Tool Rights

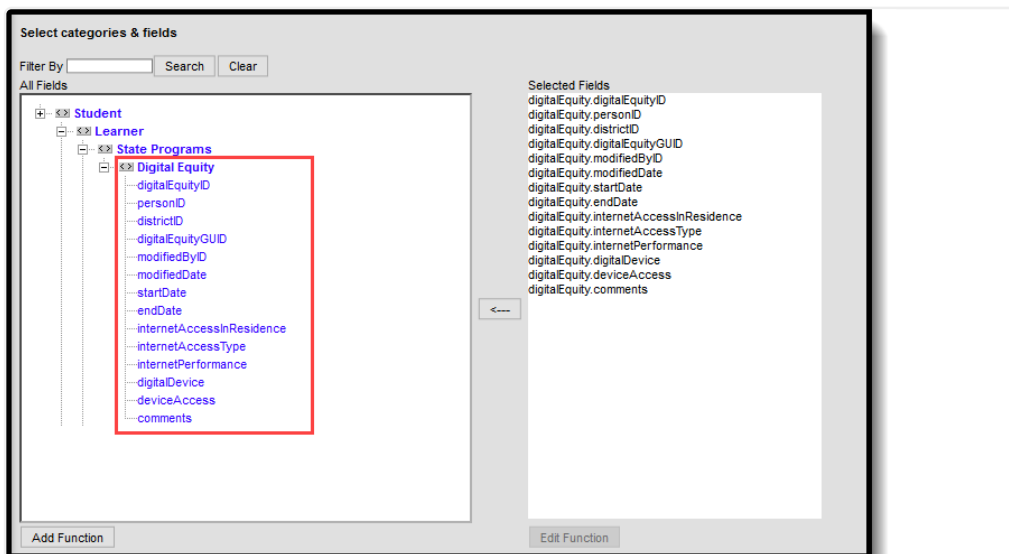


New Navigation Tool Rights

## Digital Equity Information in Ad hoc Query Wizard

Digital Equity Information is available in the Query Wizard for Student Data Type filters in the **Student > Learning > State Program > Digital Equity** folder.

Fields available on the Digital Equity Detail editor are noted in the [Digital Equity Field Descriptions](#) section below.



Digital Equity Ad hoc Fields

## Digital Equity Field Descriptions

The fields listed here may not be the fields available in your state.

Field	Description	Ad hoc Field Name
<b>Start Date</b>	Reports the start date for the Digital Equity record. This is a required field.	digitalEquity.startDate
<b>End Date</b>	Reports the end date for the Digital Equity record.	digitalEquity.endDate
<b>Internet Access in Residence</b>	Indicates the student has access to the internet at the student's place of learning, usually the student's residence.	digitalEquity.internetAccess inResidence
<b>Primary Internet Access Type in Residence</b>	Indicates the internet connection type at the residence - Broadband, Dial-up, etc.	digitalEquity.internetAccessType
<b>Internet Performance</b>	Describes the quality of the internet at the residence - good, poor, excellent, etc.	digitalEquity.internetPerformance
<b>Primary Digital Device</b>	Indicates the type of device the student uses to access the internet - desktop, laptop, tablet, etc.	digitalEquity.digitalDevice
<b>Primary Device Access</b>	Indicates whether the student uses their own personal device or device that is on loan to them.	digitalEquity.deviceAccess

## Add a Digital Equity Record

Fields in red with an asterisk are required.

1. Click the **New** button. A **Digital Equity Detail** editor displays.
2. Enter the applicable information for the student.
3. Click the **Save** icon when finished. The saved record displays in the Digital Equity summary.

For OLR Prime users, see the [OLR Federal Program Posting Setup](#) article for information on adding Digital Equity fields (and other Federal Program fields) to the Online Registration application. These fields automatically post to the added field.

## Print a Summary Report of Digital Equity Records

A Summary Report of a student's Digital Equity records can be generated by clicking **Print Summary Report**.

Start Date	End Date	Digital Equity Detail
08/31/2020		Device Access for Remote Learning:Y Instr Method for Remote Learning:VI Internet Access for Remote Learning:Y
08/24/2020	08/28/2020	Device Access for Remote Learning:Y Instr Method for Remote Learning:BI Internet Access for Remote Learning:Y

*Digital Equity Print Summary*