

New Jersey Instruction Mode

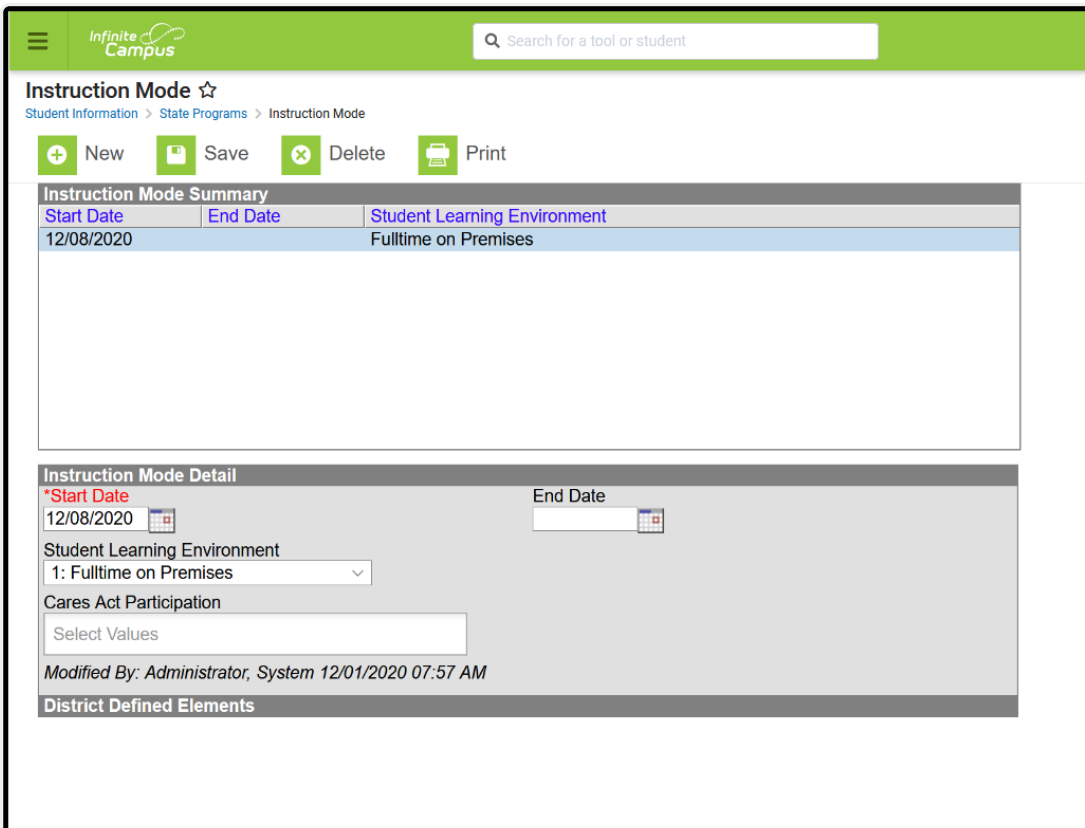
Last Modified on 10/22/2022 9:36 am CDT

[New Jersey Instruction Mode Tool Rights](#) | [Instruction Mode Information in Ad hoc Query Wizard](#) | [Instruction Mode Definitions](#) | [Add an Instruction Mode Record](#) | [Print Instruction Mode Records](#)

Classic View: Student Information > Program Participation > State Programs > Instruction Mode

Search Terms: Instruction Mode

The Instruction Mode tool allows districts to record the learning environment for the student and to track how assignments are being used based on the CARES Act Participation field.

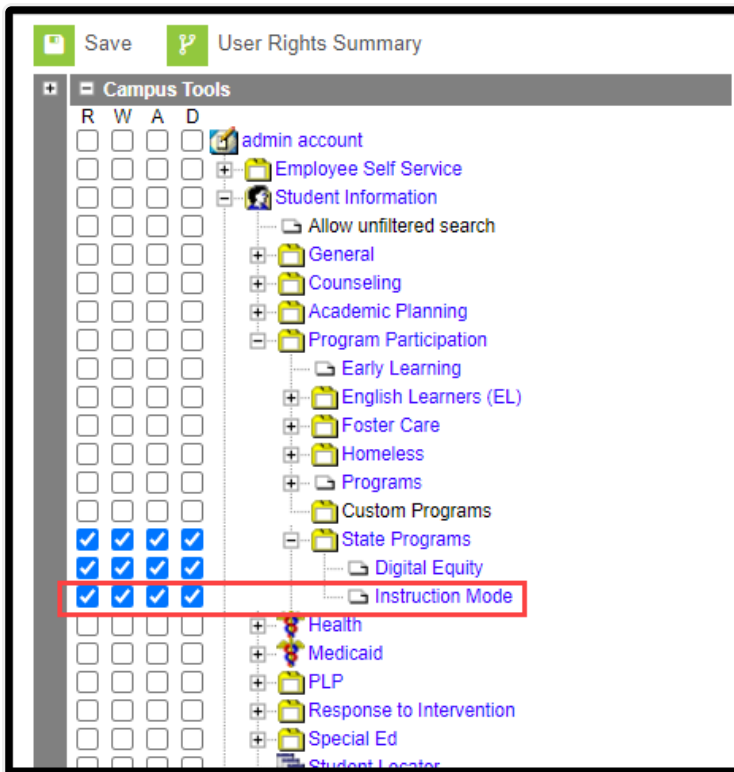


New Jersey Instruction Mode

Tool Rights

Full rights to Instruction Mode require the following:

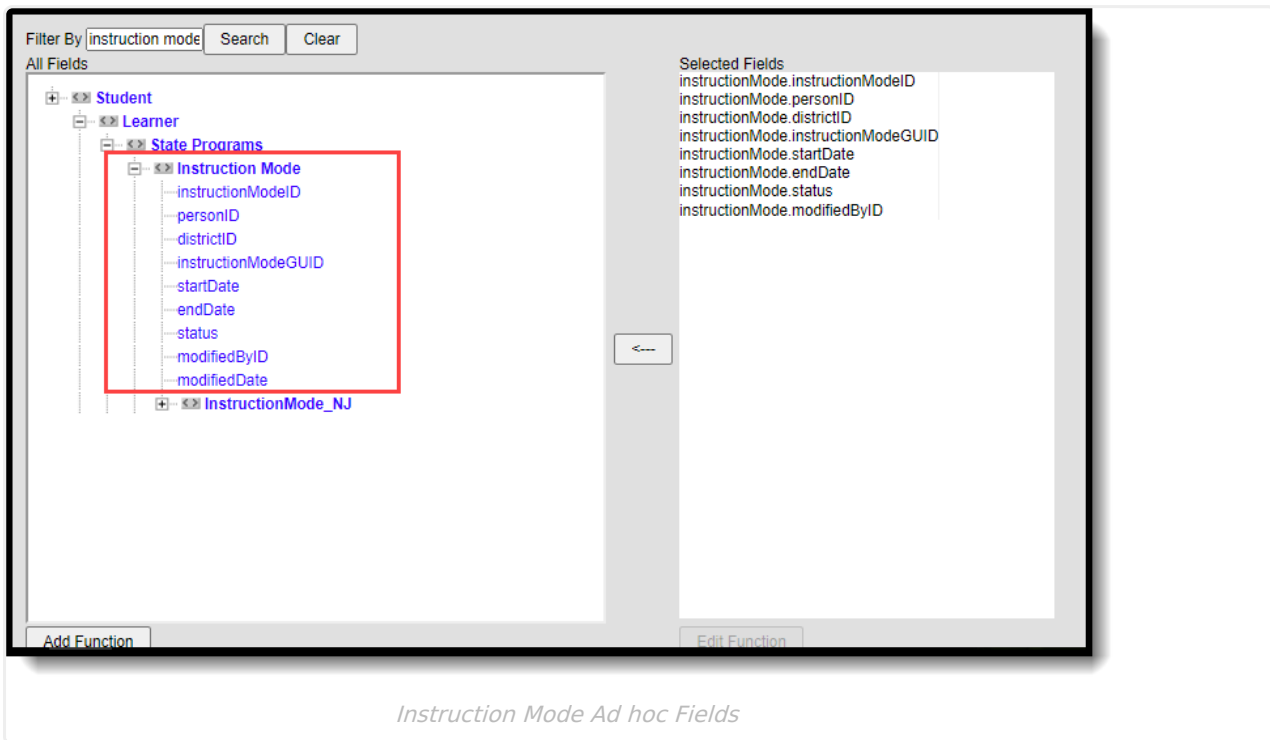
- **R**(ead) tool rights to view records
- **W**(rite) tool rights to update existing records
- **A**(dd) tool rights to create new records
- **D**(elete) tool rights to remove a record



Tool Rights for Instruction Mode

Instruction Mode Information in Ad hoc Query Wizard

Instruction Mode information is available in the Query Wizard for Student Data Type filters in the **Student > Learning > State Program > Instruction Mode** folder.



Instruction Mode Definitions

The following fields are available in the Instruction Mode Detail editor.

Start Date

Reports the start date for the Instruction Mode record.

▶ [Click here to expand...](#)

End Date

Reports the end date for the Instruction Mode record.

▶ [Click here to expand...](#)

Student Learning Environment

Reports the method used for delivering instruction to the student.

- 1: Fulltime on Premises
- 2: Hybrid
- 3: Fulltime Remote - District Choice
- 4: Fulltime Remote - Parental Choice

▶ [Click here to expand...](#)

Cares Act Participation

Indicates how student participation in assessments is used to document student participation and engagement during remote learning when CARES Act Funds are used (determined by the CARES Act Fund selection on the District History editor).

- SPEPAR: Participation in Assessments
- SPEONL: Online Learning Platforms
- SPECOA: Coaching or Checkin
- SPEELC: Electronic Communication
- SPERMT: Remote Learning Help Line
- SPESYN: Synchronous Online Class
- SPEOTH: Other

▶ [Click here to expand...](#)

Add an Instruction Mode Record

1. Click the **New** button. An Instruction Mode Detail editor displays.
2. Enter the applicable information for the student.
3. Click the **Save** icon when finished. The saved record displays in the Instruction Mode summary.

Note that the District History editor includes a CARES Act Funding field that indicates how the LEA uses CARES Act funds. The CARES Act Participation field reports how the selected student's assignments are used for tracking participation in a distance learning class.

Use the [Federal/State Program Updater](#) to import existing Instruction Mode records for students or to update records for multiple students.

Print Instruction Mode Records

Click the **Print** button to generate a report of Instruction Mode records for the student.

20-21 High School <small>Generated on 11/23/2020 11:23:34 AM Page 1 of 1</small>	Instruction Mode Summary <small>Grade: 11 State ID: 5104561565</small>									
<table border="1"> <thead> <tr> <th>Start Date</th> <th>End Date</th> <th>Instruction Mode</th> </tr> </thead> <tbody> <tr> <td>11/23/2020</td> <td></td> <td>Fulltime on Premises</td> </tr> <tr> <td>11/02/2020</td> <td>11/20/2020</td> <td>Hybrid</td> </tr> </tbody> </table>		Start Date	End Date	Instruction Mode	11/23/2020		Fulltime on Premises	11/02/2020	11/20/2020	Hybrid
Start Date	End Date	Instruction Mode								
11/23/2020		Fulltime on Premises								
11/02/2020	11/20/2020	Hybrid								

Print Summary for Instruction Mode

