

Scanner Settings

Last Modified on 10/22/2022 9:41 am CDT

The Scanning toolset is part of the [Campus Workflow Suite](#).

- [School Wide Scanner Settings](#)
 - [Classroom Attendance and Mini Terminals](#)
 - [Alternate Identifier](#)
 - [Check-In/Out](#)
 - [Check In/Out Kiosk](#)
 - [Hall Monitor](#)
 - [Writing Attendance](#)
 - [Lunch Config](#)
- [District Wide Scanner Settings](#)
 - [Student Barcodes](#)

Classic View: System Administration > Scanning > Scanner Settings

Search Terms: Scanner Settings

System administrators can manage scanning preferences with the Scanner Settings tool. Click **Save** to apply changes.

School Wide Scanner Settings

The following settings are available when a school is selected in the toolbar.

Classroom Attendance and Mini Terminals

See Also: [Classroom Attendance Kiosk](#) 

Classroom Attendance and Mini Terminals VERSION: 2.4.0

Tardy Threshold (minutes)

Absence Threshold (minutes)

Auto Submit Threshold (minutes) i

Classroom Attendance and Mini Terminals Settings

Field	Description
Tardy Threshold (minutes)	The number of minutes after the period start time when the student will be considered tardy.
Absence Threshold (minutes)	The number of minutes after the period start time when the student is considered absent.
Auto Submit Threshold (minutes)	The minimum number of minutes after the Tardy Threshold that attendance for a period will be eligible for processing.

Alternate Identifier

See Also: [Mass Assign Alternate IDs](#), [Alternate ID Lookup](#) ↗

Districts that use RFID tags and readers to have students scan in/out at kiosks can select to use Alternate Identifier.

Alternate Identifier

Enable Alternate Identifiers* i

Alternate Identifier Settings

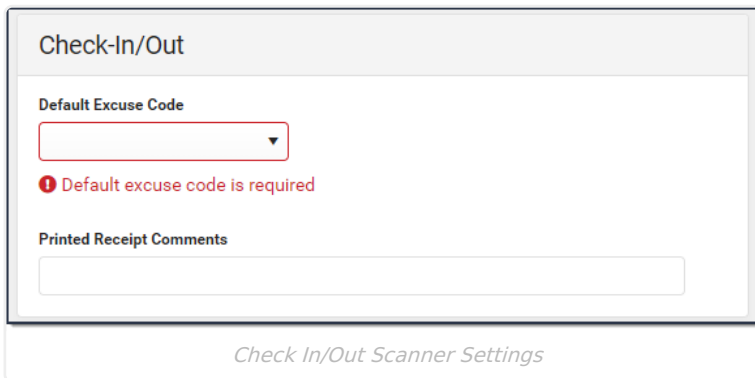
Field	Description
-------	-------------

Field	Description
Enable Alternate Identifiers	<p>Enables if the Alternate Identifier is used for scanning in or out at kiosks. Options include:</p> <ul style="list-style-type: none"> • Yes - If selected, only Alternate Identifiers are used. • Yes w/Fallback - If selected, either Alternate Identifier or the value selected in District Wide Scanner Settings can be used to scan in/out. • No - Alternate Identifiers will not be accepted at scanners.

Check-In/Out

See Also: [Check In/Out](#) 

Check-In/Out is an attended mode tool. Students scan in with their ID, but attendance processing is done by a staff member.



Field	Description
Default Excuse Code	The default reason the student is tardy. The default excuse code is used by the Check-In/Out process when nothing exists or a teacher marked the attendance Absent Unknown. If the student has an attendance code that is current from the office, when the scan takes place, that excuse code is used instead.
Printed receipt comments	The text that displays on the printed hall pass for the student when they check in using the Tardy scanner.

Check In/Out Kiosk

See Also: [Check In/Out Kiosk](#) 

Check In/Out Kiosk is designed to be used by students (not attended by staff) to check in/out. After scanning in and selecting check in/out, students select a button for the reason. Options set for each button determines how the event is processed.

Check In/Out Kiosk

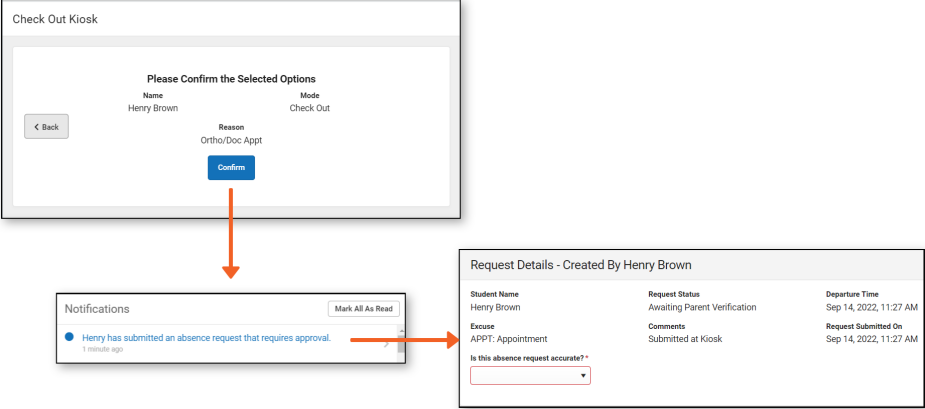

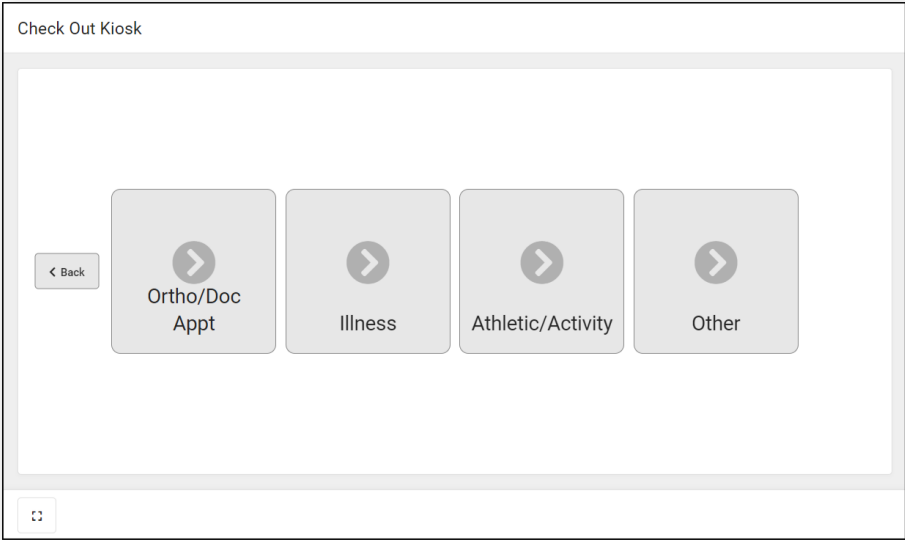
Check In Grace Period (minutes prior) ⓘ

Check In Grace Period (minutes after) ⓘ

			Available For	Sequence	Button Label	Excuse	
<input checked="" type="checkbox"/>	<input type="checkbox"/>	<input checked="" type="checkbox"/>	Check Ins ▾	1	Ortho/Doc Appt (with Dr. note)	APPT: Appointment ▾	🗑️
<input checked="" type="checkbox"/>	<input checked="" type="checkbox"/>	<input checked="" type="checkbox"/>	Check Ins ▾	2	Ortho/Doc Appt (no note)	APPT: Appointment ▾	🗑️
<input checked="" type="checkbox"/>	<input checked="" type="checkbox"/>	<input checked="" type="checkbox"/>	Either ▾	3	Illness	SICK: Child Illness ▾	🗑️
<input checked="" type="checkbox"/>	<input checked="" type="checkbox"/>	<input checked="" type="checkbox"/>	Check Outs ▾	1	Ortho/Doc Appt	APPT: Appointment ▾	🗑️
<input checked="" type="checkbox"/>	<input type="checkbox"/>	<input checked="" type="checkbox"/>	Either ▾	7	Athletic/Activity	Act: School activity/function ▾	🗑️
<input checked="" type="checkbox"/>	<input checked="" type="checkbox"/>	<input checked="" type="checkbox"/>	Check Ins ▾	8	Car Trouble/Traffic	Car: Car Trouble ▾	🗑️
<input checked="" type="checkbox"/>	<input checked="" type="checkbox"/>	<input checked="" type="checkbox"/>	Either ▾	9	Other	MISC: Other ▾	🗑️

Check In/Out Kiosk Settings

Field	Description
<p>Check In Grace Period (Minutes Prior)</p>	<p>The Grace Period works in conjunction with parent-entered absence requests. If a parent entered a late arrival request, and the student scans in within the grace period and selects a button linked to to the same excuse the parent entered, the scan in/out is matched up with the request and no other processing is needed. A hall pass is printed if selected.</p> <div style="border: 1px solid #ccc; padding: 10px; margin: 10px 0;"> <p><i>Example: A parent entered an absence request for a student with the excuse "APPT: Appointment" The parent selected an arrival time of 9:15am. The Grace Period is set for 15 minutes before/after. If the student scans in between 9 and 9:30 am and selects a button where APPT: Appointment is selected as the excuse, the scan in is matched with the parent request and is considered complete.</i></p> </div>
<p>Check In Grace Period (Minutes After)</p>	
<div style="text-align: center; margin-bottom: 5px;"> </div> <p>Request Processing</p>	<p>If checked, student scan in/out are sent to Absence Request Processing to be processed by an attendance clerk.</p>

Field	Description
 <p>Notify Parent/Guardian</p>	<p>If checked, parents receive a notification and will need to confirm the attendance request in Absence Request (Campus Parent)</p> 
 <p>Print Pass</p>	<p>If checked, a hall pass will print for the student. Scanning printers need to be set up following the instructions found on Scanning Administration and Tool Rights.</p>
<p>Available For</p>	<p>Defines if the button is available for Check In, Check Out, or Either.</p>
<p>Sequence</p>	<p>The sequence the buttons will display on screen.</p>
<p>Button Label</p>	<p>Text label on buttons for students to select.</p> 

Field	Description
Excuse	Excuse code recorded when the student selects the button. Excuse options are defined as part of Absence Request processing and may be different from attendance codes. Excuse options are created and modified as the Absence Request option in the Attribute Dictionary .

Hall Monitor

See Also: [Hall Monitor Scanner](#) 

Hall Monitor

Default Excuse Code

Printed Receipt Comments

Hall Monitor Settings

Field	Description
Default Excuse Code	The default reason the student is tardy.
Printed receipt comments	The text that displays on the printed hall pass for the student when they check in using the Hall Monitor scanner.

Writing Attendance

See Also: [Attendance](#), [Counseling Scanner](#), [Health Office Scanner](#), and [Custom Scanning Tools](#) 

Writing Attendance

Counseling scans write Attendance

Counseling Attendance Excuse Code

Health Office scans write Attendance

Health Office Attendance Excuse Code

Custom tool scans write Attendance

Custom Tool Attendance Excuse Code

Writing Attendance Settings

Field	Description
Counseling scans write Attendance	Allows attendance data to automatically be captured on the student's Attendance tool as students scan their ID cards into the Counseling Scanner.
Counseling Attendance Excuse Code	The default attendance excuse when the student scans into the Counseling Scanner.
Health Office scans write Attendance	Allows attendance data to automatically be captured on the student's Attendance tool as students scan their ID cards into the Health Office Scanner. See the Attendance or the Health Office Kiosk documentation for additional information.
Health Office Attendance Excuse Code	The default attendance excuse when the student scans into the Health Office Scanner.
Custom tool scans write Attendance	<p>Allows attendance data to automatically be captured on the student's Attendance tool as students scan their ID cards into the Custom Scanning Tools.</p> <div style="background-color: #fff9c4; padding: 10px; border: 1px solid #ccc;"> <p>This checkbox and the Writes attendance if enabled for calendar checkbox on the Custom Scanners tool must both be marked in order for custom scanners to record attendance.</p> </div> <p>See the Custom Scanners documentation for additional information.</p>
Custom tool Attendance Excuse Code	The default attendance excuse when the student scans into the Custom Scanner.

Lunch Config

Lunch Config

Ignore lunch minutes in calculations ⓘ

A **Lunch at Beginning or End of Period**

B **Lunch at Beginning or End of Period**

C **Lunch at Beginning or End of Period**

Example of Ignore lunch minutes in calculations checkbox - not marked

Lunch Config

Ignore lunch minutes in calculations ⓘ

Example of Ignore lunch minutes in calculations checkbox - marked

Field	Description
Ignore lunch minutes in calculations	Lunch may affect the times students arrive to scan in to class. When this checkbox is marked, the period start time is used in attendance calculations without considering lunch period times. When this checkbox is not marked, you may set whether lunch begins at the beginning or end of a period for each lunch.
Lunch at Beginning or End of Period	Allows you to identify whether lunch minutes are at the beginning or end of the period and adjusts attendance calculations based on your selection. This field only displays when the <i>Ignore lunch minutes in calculations</i> checkbox is not marked.

District Wide Scanner Settings

The District Wide Scanner Settings are available when **All Calendars** is selected in the toolbar.

Student Barcodes

District Wide Scanning Settings

Student Barcodes VERSION: 2.3.15

Expected Student Identifier in Scanner Tools *

Student Number

Student Number
Person ID
State ID

Save

Field	Description
Expected Student Identifier in Scanner Tools	Changes the barcode student identifier in the Scanning toolset to either the Student Number, Person ID, or the State ID.