

Impact Aid

Last Modified on 10/22/2022 9:44 am CDT

[Tool Rights](#) | [Impact Aid Information in Ad hoc Query Wizard](#) | [Impact Aid Workflow](#) | [Impact Aid Editor](#) | [Add Impact Aid Information](#) | [Impact Aid Address Information](#) | [Print Impact Aid Records](#) | [Manage Document Upload Information](#)

Classic View: Census > People > Impact Aid

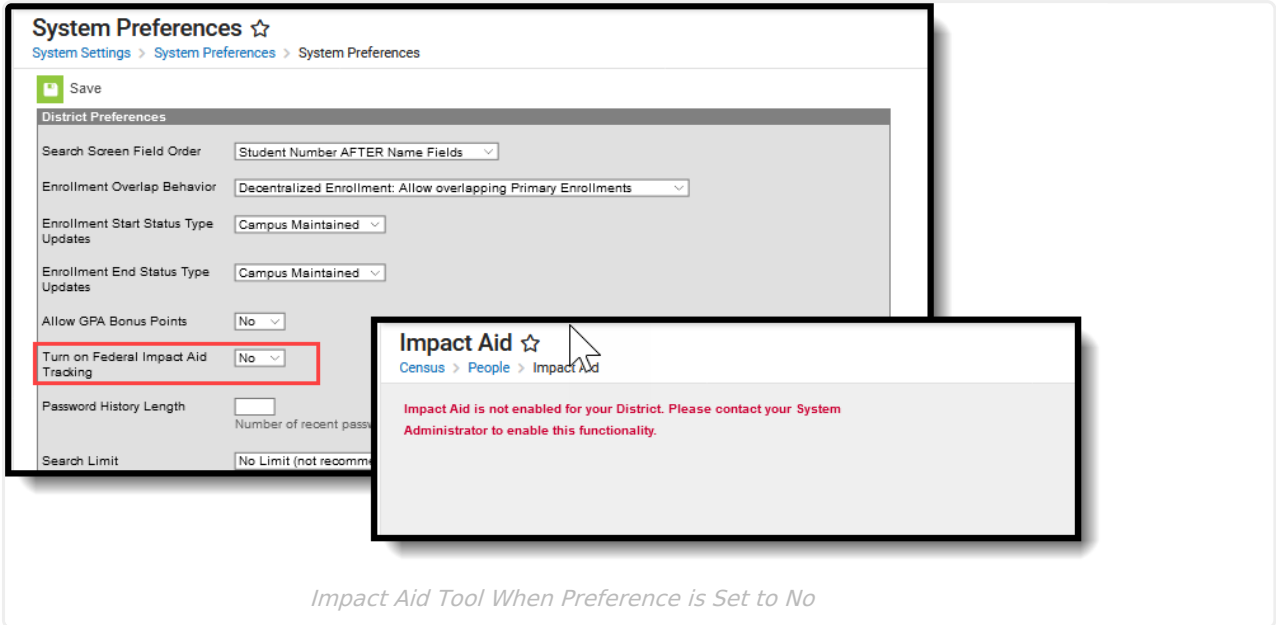
Search Terms: Impact Aid

The Impact Aid tool tracks a person's employment at Federal sites (Armed Forces locations, Reservation lands, etc.). Federal **Impact Aid** is designed to assist United States local school districts that have lost property tax revenue due to the presence of tax-exempt Federal property, or that have experienced increased expenditures due to the enrollment of federally connected children, including children living on Indian lands.

Impact Aid works in conjunction with the [Military Connections](#) tool, which tracks parents/guardians enlisted in the military.

Impact Aid

This tool only displays information when the [Turn on Federal Impact Aid Tracking System Preference](#) is set to **Yes**. When it is set to No, the Impact Aid tool still displays in the People toolset, but no editors are available for data entry.



System Preferences ☆
System Settings > System Preferences > System Preferences

Save

District Preferences

Search Screen Field Order: Student Number AFTER Name Fields

Enrollment Overlap Behavior: Decentralized Enrollment: Allow overlapping Primary Enrollments

Enrollment Start Status Type Updates: Campus Maintained

Enrollment End Status Type Updates: Campus Maintained

Allow GPA Bonus Points: No

Turn on Federal Impact Aid Tracking: No

Password History Length: []
Number of recent passwords

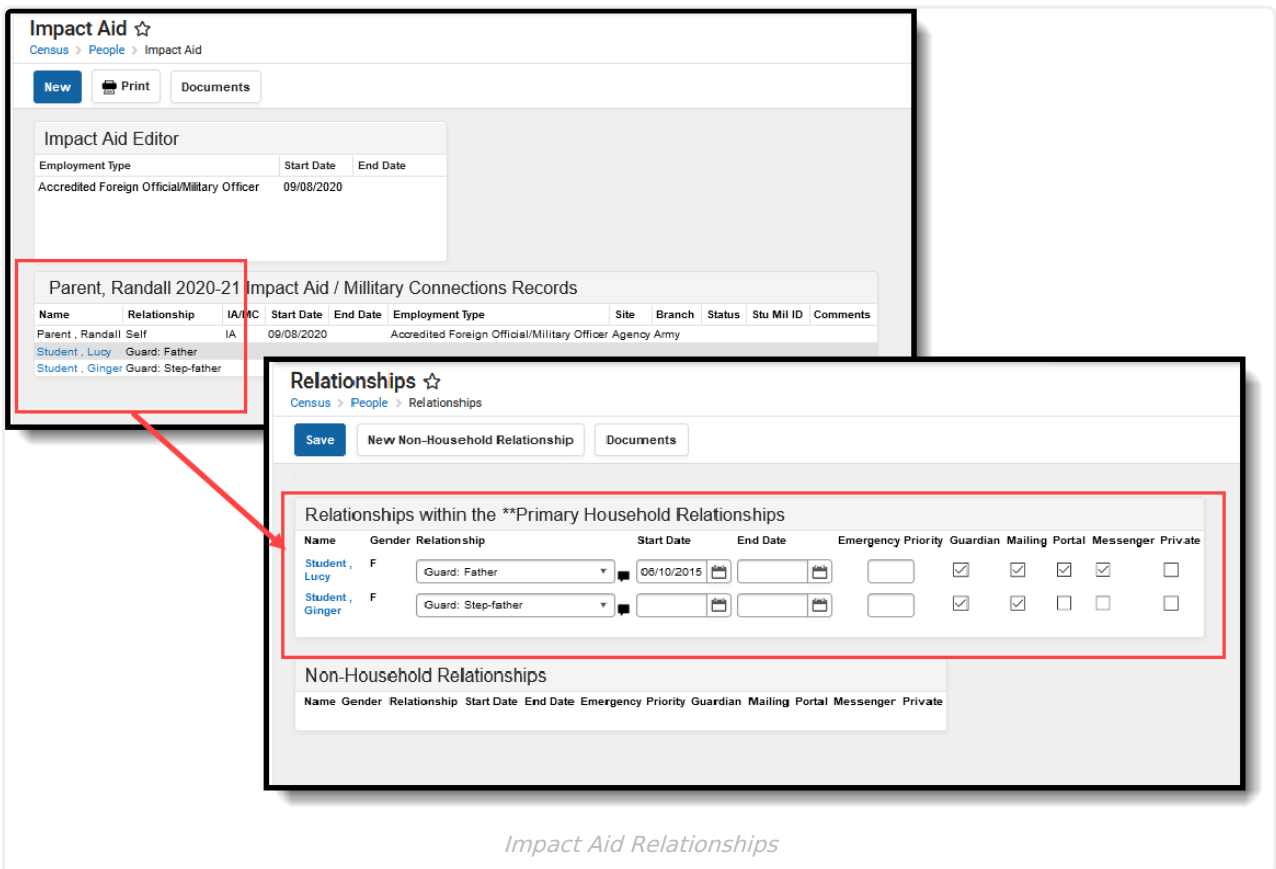
Search Limit: No Limit (not recommended)

Impact Aid ☆
Census > People > Impact Aid

Impact Aid is not enabled for your District. Please contact your System Administrator to enable this functionality.

Impact Aid Tool When Preference is Set to No

In addition to listing the employment information of the guardian, a list of guardian relationships for that individual display, established in the [Census Relationships](#) tool. When viewing a guardian, (in most instances) this table lists relationships to students; when viewing a student, (in most instances) this table lists relationships to guardians.



Impact Aid ☆
Census > People > Impact Aid

New Print Documents

Impact Aid Editor

Employment Type: Accredited Foreign Official/Military Officer
Start Date: 09/08/2020
End Date:

Parent, Randall 2020-21

Name	Relationship	IA/MC	Start Date	End Date	Employment Type	Site	Branch	Status	Stu Mil ID	Comments
Parent, Randall	Self	IA	09/08/2020		Accredited Foreign Official/Military Officer	Agency	Army			
Student, Lucy	Guard: Father									
Student, Ginger	Guard: Step-father									

Relationships ☆
Census > People > Relationships

Save New Non-Household Relationship Documents

Relationships within the **Primary Household Relationships

Name	Gender	Relationship	Start Date	End Date	Emergency Priority	Guardian	Mailing Portal	Messenger	Private
Student, Lucy	F	Guard: Father	08/10/2015			<input checked="" type="checkbox"/>	<input checked="" type="checkbox"/>	<input checked="" type="checkbox"/>	<input checked="" type="checkbox"/>
Student, Ginger	F	Guard: Step-father				<input checked="" type="checkbox"/>	<input checked="" type="checkbox"/>	<input type="checkbox"/>	<input type="checkbox"/>

Non-Household Relationships

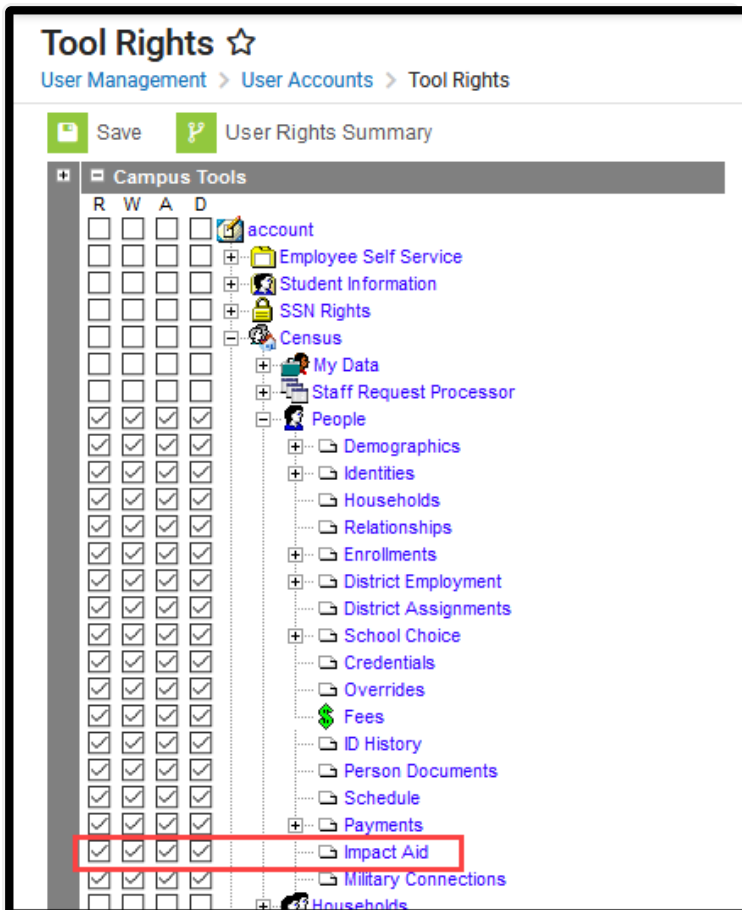
Name	Gender	Relationship	Start Date	End Date	Emergency Priority	Guardian	Mailing Portal	Messenger	Private
------	--------	--------------	------------	----------	--------------------	----------	----------------	-----------	---------

Impact Aid Relationships

Tool Rights

Assign tool rights to the Impact Aid tool for staff that need to record this information:

- R = user can view the Impact Aid tool, but cannot add new records or make changes to existing records or delete existing records.
- RW = user can view and change existing records, but cannot add new records, or delete existing records.
- RWA = user can view existing records, modify existing records and add new records.
- RWAD = user can view existing records, modify existing records, add new records and delete existing records.



Impact Aid Tool Rights

Impact Aid Information in Ad hoc Query Wizard

Impact Aid information can also be included in an [Ad hoc Filter Designer](#) query using the fields at the following location:

- Census/Staff Data Type
 - **Person > Demographics > Impact Aid** (ImpactAidEmployment.XXX)
 - **Person > Census > Address > Impact Aid Site** (ImpactAidSite.XXX)
- Student Data Type

- **Student > Demographics > Impact Aid** (ImpactAidEmployment.XXX)
- **Student > Census > Address > Impact Aid Site** (ImpactAidSite.XXX)

Only users assigned tool rights to Impact Aid are able to see Impact Aid data in ad hoc reports.

Impact Aid Site fields report information associated with the Address of record. Impact Aid Employment fields report information associated with the person's employment at an Impact Aid Site.

The screenshot shows a 'Select categories & fields' window. At the top, there is a 'Filter By' dropdown set to 'impact aid', with 'Search' and 'Clear' buttons. Below this, the 'All Fields' section contains a tree view with the following structure:

- Person
 - Demographics
 - Impact Aid
 - Census
 - Addresses
 - Impact Aid Site
 - siteID
 - name
 - code
 - address
 - city
 - zip
 - description
 - selectableOn
 - indianLand
 - addressType

At the bottom left of the tree view is an 'Add Function' button. To the right of the tree view is a 'Selected Fields' list containing the following fields:

```

impactAidEmployment.impactAidEmploymentID
impactAidEmployment.personID
impactAidEmployment.siteID
impactAidEmployment.employeeType
impactAidEmployment.startDate
impactAidEmployment.endDate
impactAidEmployment.branch
impactAidEmployment.foreignGovernment
impactAidEmployment.foreignBranch
impactAidEmployment.foreignRank
impactAidEmployment.comments
impactAidEmployment.modifiedDate
impactAidEmployment.modifiedByID
impactAidEmployment.name
impactAidSite.siteID
impactAidSite.name
impactAidSite.code
impactAidSite.address
impactAidSite.city
  
```

At the bottom right of the 'Selected Fields' list is an 'Edit Function' button. Below the screenshot, the text 'Impact Aid Ad hoc Fields' is centered.

Impact Aid Workflow

Follow these steps to track Impact Aid information in Campus. For additional information on Impact Aid, see the [Department of Education](#) website.

Done	Task
	Create Impact Aid Sites .
	Turn on the System Preference for tracking Federal Impact Aid.
	Assign Impact Aid Sites to household guardians on the Impact Aid tool.
	Assign Impact Aid Sites to Addresses within the district.
	Generate the Impact Aid Site Report to find students who live on Federal installations.
	Generate the Impact Aid Employment Report to find guardians who are employed by the government.

Impact Aid Editor

Field	Description	Ad hoc Fields
Start Date <i>Required</i>	Indicates the first day the parent began working at the Impact Aid site.	impactAidEmployment.startDate
End Date	Indicates the last day the guardian was employed at the Impact Aid site.	impactAidEmployment.endDate
Employment Type <i>Required</i>	Lists the title or type of employment of the guardian. These options are added in the Attribute/Dictionary.	impactAidEmployment.employeeType
Site <i>Required</i>	Lists the actual location of employment. This could be a military base or tribal land, or other work site that qualifies for Impact Aid reporting. Sites are created on the Impact Aid/Military Connections Site tool.	impactAidSite.siteID impactAidEmployment.siteID
Branch	Lists the military branch where the guardian is employed. These options are added in the Attribute/Dictionary.	impactAidEmployment.branch
Comments	Provides more detail on the employment of the individual.	impactAidEmployment.comments

Add Impact Aid Information

1. Click the **New** icon.
2. Enter the **Start Date** of the person's employment.
3. Select the **Employment Type** from the dropdown list.
4. Select the **Branch** of employment from the dropdown list.
5. Select the **Site** of employment from the dropdown list.
6. Enter any **Comments** for this record.
7. Click the **Save** icon when finished. The new record displays at the top of the Impact Aid Editor.

When a person ends employment at the selected location, modify that record and enter an End Date. The record updates to show an End Date. Any new record that is added displays first in the editor. Multiple active records can be entered for a person; the records sort by start date, then by alphabetical order.

The Relationship information only displays active records (only records that have no end date or no end date within the current year).

Impact Aid Address Information

When a person's household address is part of an Impact Aid Site (the **Impact Aid Site** and **Indian**

Land Type fields are populated on the [Address Info](#) tool), a message displays at the top of the Impact Aid tool.

The screenshot shows the 'Address Information' tool interface. At the top, there are 'Save' and 'Delete' buttons. A red warning message states: 'Modifying address information affects all households associated with this address. Search for the address before modifying.' Below this is an 'Impact Aid' section with 'New', 'Print', and 'Documents' buttons. A red box highlights the text: 'Resides on Federal Land: Agency (1147 7th St E #103, Any Town, MN 55550)'. Below this is an 'Impact Aid Editor' table:

Employment Type	Start Date	End Date
Accredited Foreign Official/Military Officer	09/08/2020	

Below the table are several dropdown menus: 'District', 'Impact Aid Site' (123:Agency), 'Boundary Code' (2: In District), 'ES' (004: Forest), 'MS' (043: RMS), and 'HS' (050: Cooper). A red box highlights the '*Indian Land Type' dropdown menu, which is currently set to 'Restricted'. At the bottom right, it says '- Modified by: Administrator, System 10/26/2020 09:32'. Below the screenshot, the text reads: 'Address Displays Impact Aid Selection'.

Print Impact Aid Records

Click the **Print** icon to generate a report in PDF or DOCX format of the person's Impact Aid information.

Impact Aid Report for Randall Parent

Anderl, Randy		Person ID: 153'
Type: Impact Aid	Employment Type: Active Duty In U.S. Uniformed Services	
Start Date: 03/08/2016	Site: ABC Airforce Base	
End Date: 03/15/2017	Branch: Air Force	
Comments:		
Student, Haley R		Person ID: 152
Relationship: Guard: Father		
Student, Penelope		Person ID: 158;
Relationship: Guard: Father		

Impact Aid Print

This print option prints a report for just the selected individual. Use the [Impact Aid Report](#) to generate the report for multiple individuals.

Manage Document Upload Information

To view documents, click the **Documents** button on the action bar. Users with the appropriate tool rights may also complete the following tasks.

- [Upload Documents](#)
- [Delete Documents](#)
- [Replace Documents](#)
- [Edit a Document Name or File Description](#)
- [Download Documents](#)