

Messenger 2.0 Beta

Last Modified on 10/22/2022 9:46 am CDT

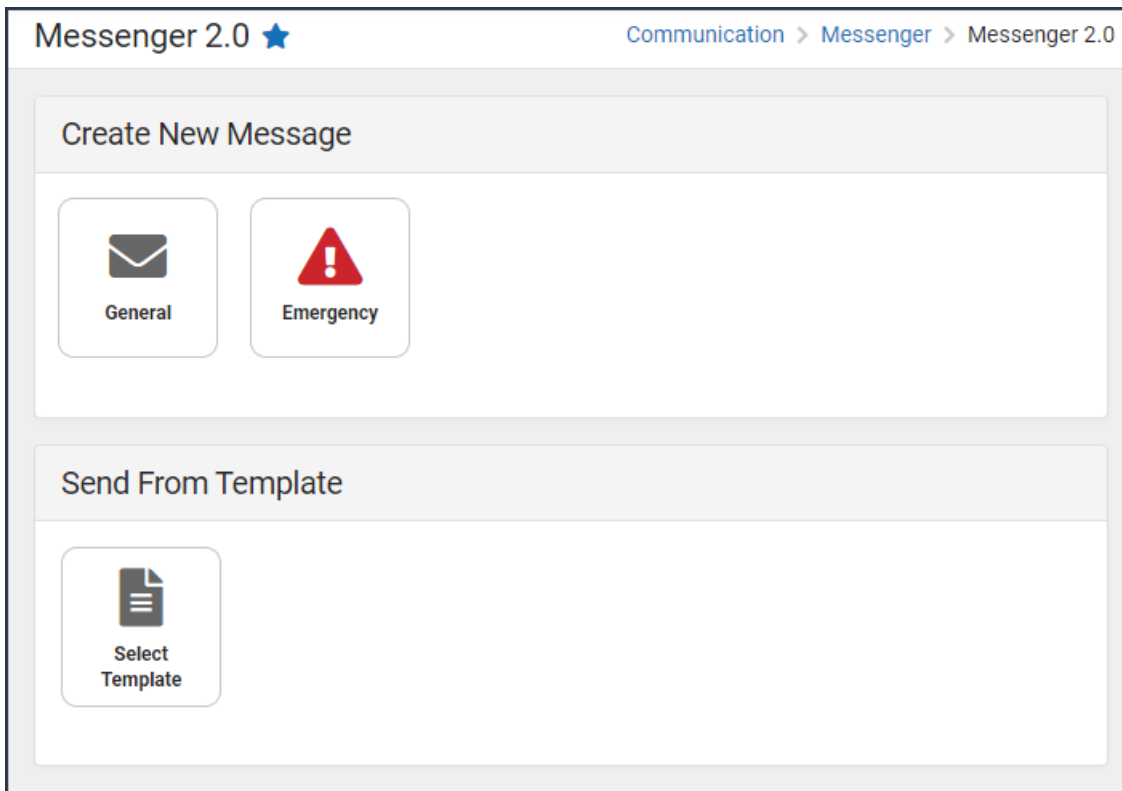
Path: [Communication](#) > [Messenger](#) > [Messenger 2.0](#)







Search Terms: Messenger

Because of the ongoing development, Messenger 1.0 will continue to be available until feature comparability is reached.

Mobile compatibility is only available in Messenger 2.0 in the new look and feel of Campus.

As Campus Messenger continues to undergo an extensive top to bottom redesign, Messenger 2.0 is ready and available for any district to use. Located in the Communication module (New Look of Campus), Messenger 2.0 consolidates many classic Messenger tools to optimize user experience and enhance messenger performance. With a refreshed look, Messenger provides users with the added ability to send messages from mobile devices to Students, Parents and Staff. In addition, we've added navigation buttons to provide easy movement back and forth between screens when creating a message.



What can I do?	What Do I need to know?
<ul style="list-style-type: none">• Get Started with Messenger 2.0 • Send a Message to Students and/or Messenger Contacts • Send a Message to Staff • Create and Send Messages with Templates • Send an Emergency Message 	<ul style="list-style-type: none">• General Message Field Descriptions • Sent Message Log (Messenger 2.0) 