

# Lunch Count Report

Last Modified on 10/22/2022 9:52 am CDT

[Lunch Count Report Process](#) | [Generate the Lunch Count Report](#) | [Lunch Count Report](#)

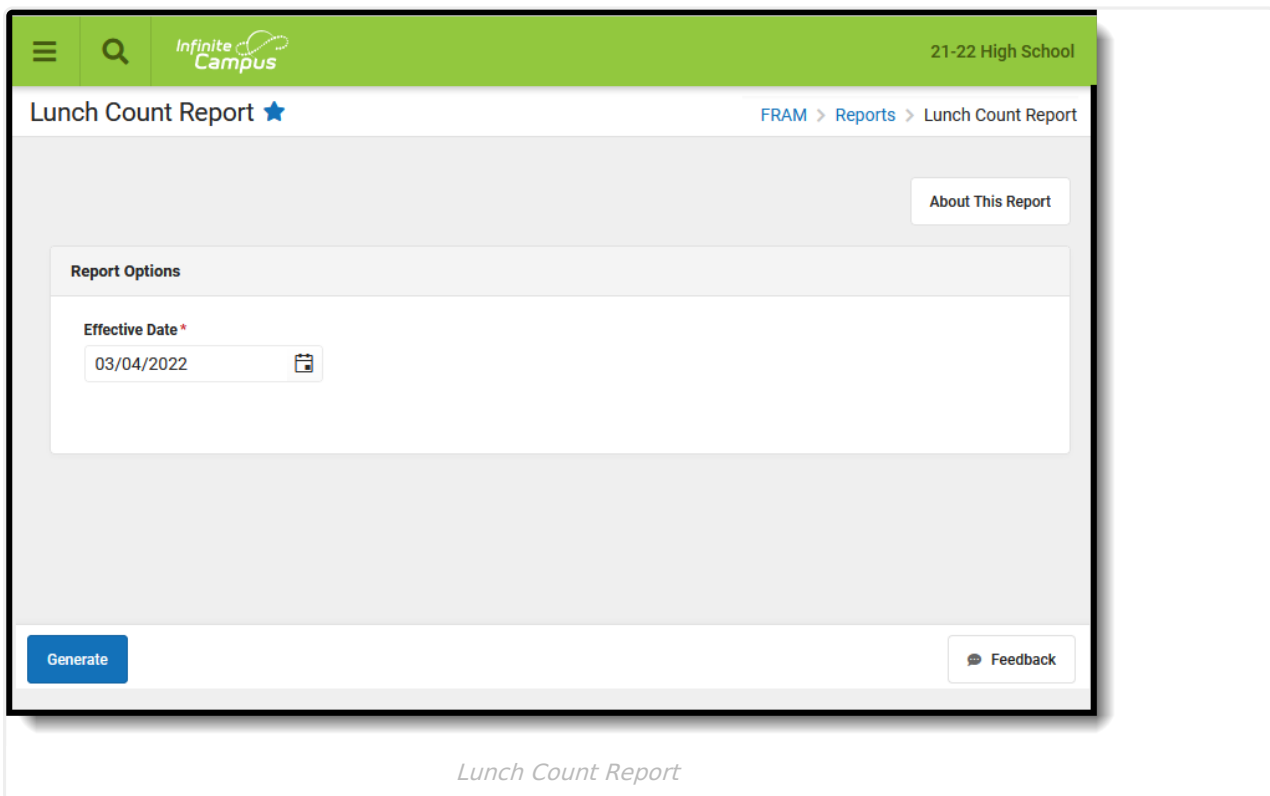
**Classic View:** FRAM > Reports > Lunch Count; Attendance Office > Reports > Lunch Count

**Search Terms:** Lunch Count

The Lunch Count Report prints the number of lunches, milks and adult lunches for each course for the date you select on the report editor. This information is tallied from the data the teacher enters on the attendance entries in the Lunch, Milk, Adult Lunch, or Custom Count 1-3 fields.

The Lunch Count Report reports **0** when zero is actually submitted for the lunch count. The report will show **N/A** only if the teacher does not submit attendance for the section.

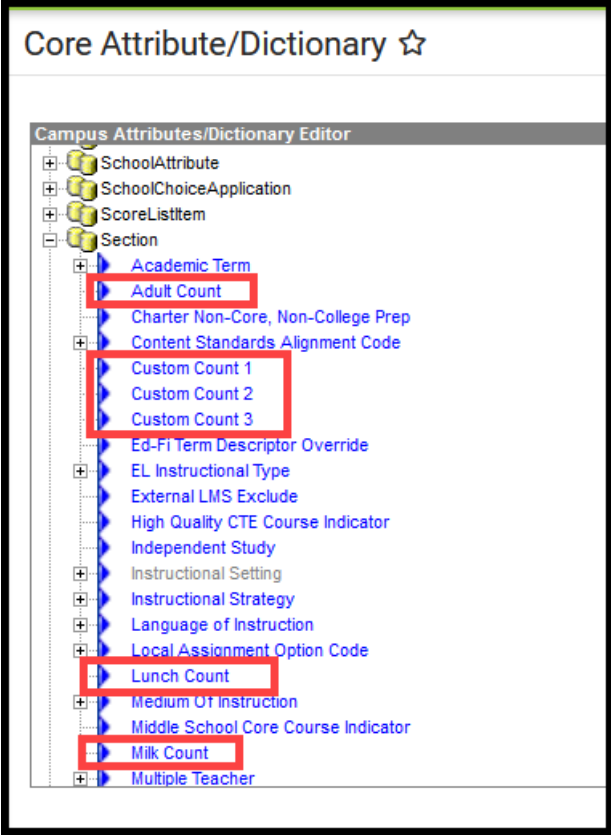
This report is for the type of lunch service where lunch is made available for a set number of students and adults and may be used in restricted classrooms or schools where there is no specific lunch location but lunch is provided for students.

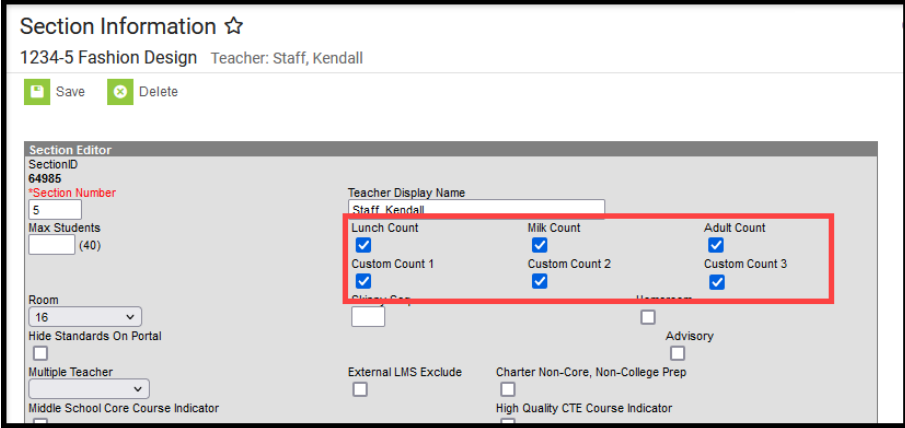
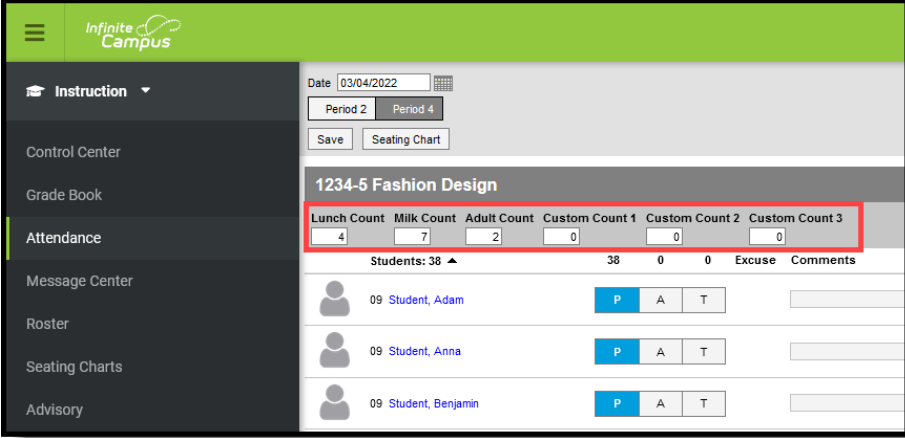


Submit feedback for the Lunch Count Report by clicking the **Feedback** button in the bottom right hand corner. This takes you to the [Campus Community Lunch Count](#) forum topic where you can add your suggestions for this report.

# Lunch Count Report Process

For this report to accurately tally lunch counts, the following tasks must be completed.

Task	Tool
<p>Rename lunch count fields in the <a href="#">Attribute Dictionary</a>. This task is <b>optional</b>.</p> <p>These fields are found in the <b>Section</b> container. You can rename any of the lunch count fields to meet your district's needs.</p> 	<p><a href="#">Attribute Dictionary</a></p>

Task	Tool
<p>An administrative person responsible for course management (counselor, principal, curriculum director, etc.) must mark the appropriate count fields for recording Lunch Counts, Milk Counts, Adult Counts, Custom Counts.</p> 	<p><a href="#">Course Sections</a></p>
<p>The teacher of the Course Section must record the counts when recording attendance.</p> 	<p><a href="#">Attendance</a></p>

## Generate the Lunch Count Report

A calendar must be selected in order to generate the report.

1. Enter the effective **Date** in the date field in *mmddyy* format or click the calendar icon to select a date.
2. Click the **Generate Report** button.

### Result

The report generates in PDF format, listing the Course Number, Section, Teacher Name, and

the appropriate values for lunches, milks adult lunches, and Custom Count fields. Ada

The teacher displayed on the Lunch Counts report is the Primary Teacher on the section.

The Custom Count columns in the following example were renamed *Breakfast, Brown Bag, and Extra Entree*.

21-22 High School			Food Service Report for 07/01/2021 – 06/30/2022					
Generated on 03/04/2022 12:20:11 PM Page 1 of 1			Date: 03/04/2022 Total courses: 2 Total sections: 4 Total Lunch Count: 58 Total Milk Count: 42 Total Adult Count: 3 Total Breakfast: 17 Total Brown Bag: 14 Total Extra Entree: 8					
Course	Section#	Teacher	Lunch Count	Adult Count	Milk Count	Breakfast	Brown Bag	Extra Entree
1007 3-D Design	1	Staff, Kendall	32	22	2	12	5	8
3005 English I	1	Staff, Louise	20	14	1	5	9	N/A
3005 English I	2	Staff, Matthew	6	6	N/A	N/A	N/A	N/A
Total			58	42	3	17	14	8

*Lunch Count Report*

## Previous Versions

[Lunch Count Report \[.2148 - .2211\]](#)