

Error Log (Ed-Fi)

Last Modified on 10/22/2022 10:00 am CDT

[Prerequisites](#) | [Tool Rights](#) | [Filter Error Log Entries](#) | [Reviewing Error Log Entries](#) | [Archive Entries](#) | [Retry Entries](#) | [Export the Error Log](#) | [Error Summary](#)

Classic View: System Administration > Ed-Fi > Ed-Fi Tools > Error Log

Search Terms: Error Log

The Ed-Fi Error Log displays errors for Ed-Fi records that failed due to a Campus Error or an Ed-Fi error. Users can use this log to help identify potential errors in data setup or bugs in the Ed-Fi code.

Resource Name / Campus Table Name	Count ↓
<input type="checkbox"/> Schools	304
<input type="checkbox"/> Calendar Dates	197
<input type="checkbox"/> Bell Schedules	113
<input type="checkbox"/> Programs	111
<input type="checkbox"/> Class Periods	105
<input type="checkbox"/> Student Section Associations	83
<input type="checkbox"/> Locations	75
<input type="checkbox"/> Staff School Associations	63
<input type="checkbox"/> Discipline Incidents	61
<input type="checkbox"/> Courses	58
<input type="checkbox"/> Grading Periods	44
<input type="checkbox"/> Student Special Education Program Associations	40
<input type="checkbox"/> Student Language Instruction Program Associations	31

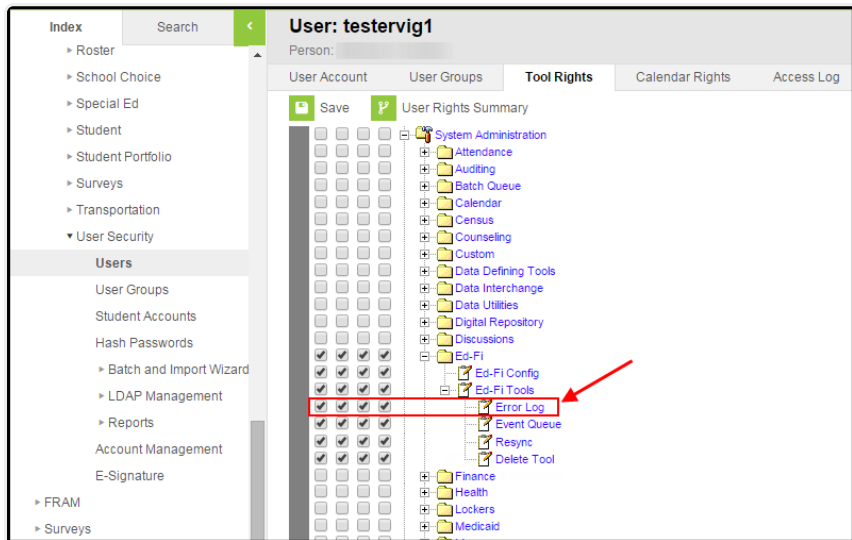
Ed-Fi Error Log

Prerequisites

- Ed-Fi functionality must be enabled via the [Enable Ed-Fi System Preferences tool](#).
- In order to properly use Ed-Fi tools, proper values must be established within the [Ed-Fi Config tool](#). This ensures Campus is communicating with Ed-Fi and successfully sending data to their servers.
- All data set up must be completed for data to send.

Tool Rights

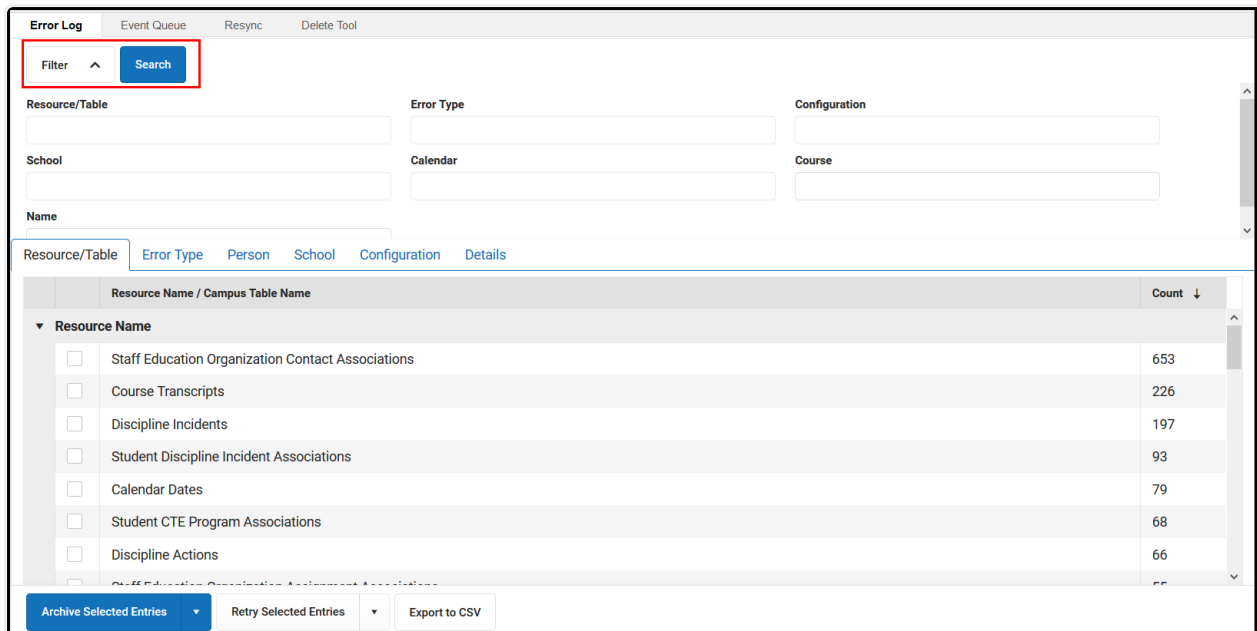
In order to view data within the Error Log, users must have at least **R**(ead) rights to Error Log. In order archive or retry error log entries, users, must have at least **R**(ead) and **W**(rite) rights.



Error Log Tool Rights

Filter Error Log Entries

The Filter option in the Ed-Fi Error Log allows users to filter errors by Resource/Table Name, Error Type, Configuration, School, Calendar, Course, and/or Name. Only errors matching the filter criteria will display.



Error Log Filters

Reviewing Error Log Entries

Summaries of Error Log entries can be viewed by Resource/Table, Error Type, Person, School, Configuration, and Details. Details of a specific error can be viewed by clicking on the Error Log entry.

Resource Name / Campus Table Name	Count ↓
Resource Name	
<input type="checkbox"/> Schools	304
<input type="checkbox"/> Calendar Dates	197
<input type="checkbox"/> Bell Schedules	113
<input type="checkbox"/> Programs	111
<input type="checkbox"/> Class Periods	105
<input type="checkbox"/> Student Section Associations	83
<input type="checkbox"/> Locations	75
<input type="checkbox"/> Staff School Associations	63
<input type="checkbox"/> Discipline Incidents	61
<input type="checkbox"/> Courses	58
<input type="checkbox"/> Grading Periods	44
<input type="checkbox"/> Student Special Education Program Associations	40
<input type="checkbox"/> Student Language Instruction Program Associations	31

Error Log Summaries

Summary	Description
Resource/Table	Lists the resource/Campus table in which the error occurred and number of errors per resource/table.
Error Type	Lists the error type, resource in which the error occurred, and number of errors per error type.
Person	Lists the persons name, person ID, and number of errors for each person.
School	Lists the school name in which the error occurred and the number of errors per school.
Configuration	Lists the Ed-Fi configuration in which the error occurred and the number of errors for each configuration.
Details	Lists specific details about each error, including: Error ID, Timestamp, Data Source, Name, Resource Name, Error Message, Configuration, Campus Table Name, Old Data, New Data, and Action.

Review Error Log Entries by Resource/ Campus Table

The Resource/Table view allows users to review errors by resource and Campus table. This view lists the number of errors per resource and Campus table. Details of an error can be viewed by clicking on the Error Log entry.

Error Log | Event Queue | Resync | Delete Tool

Filter ▾

Resource/Table | **Error Type** | Person | School | Configuration | Details

Resource Name / Campus Table Name	Count ↓
▼ Resource Name	
<input type="checkbox"/> Staff Education Organization Contact Associations	653
<input type="checkbox"/> Course Transcripts	226
<input type="checkbox"/> Discipline Incidents	197
<input type="checkbox"/> Student Discipline Incident Associations	93
<input type="checkbox"/> Calendar Dates	79
<input type="checkbox"/> Student CTE Program Associations	68
<input type="checkbox"/> Discipline Actions	66
<input type="checkbox"/> Staff Education Organization Assignment Associations	55
<input type="checkbox"/> Sessions	52
<input type="checkbox"/> Course Offerings	26
<input type="checkbox"/> Student Education Organization Associations	22
<input type="checkbox"/> Student Parent Associations	19

Archive Selected Entries ▾ | Retry Selected Entries ▾ | Export to CSV

Error Log - Resource Name View

Campus Table Name	Count ↓
<input type="checkbox"/> EmploymentAssignment	37
<input type="checkbox"/> Employment	27
<input type="checkbox"/> DeleteTool	2
<input type="checkbox"/> Enrollment	2
<input type="checkbox"/> Graduation	2
<input type="checkbox"/> SectionPlacement	1

Archive Selected Entries ▾ | Retry Selected Entries ▾ | Export to CSV

Error Log - Campus Table Name View

Review Error Log Entries by Error Type

The Error Type view allows users to review errors by the type of error that occurred. This view also lists the resource in which the error occurred and the number of errors for each type. Details of an error can be viewed by clicking on the Error Log entry.

Error Log			
Event Queue Resync Delete Tool			
Filter			
Resource/Table Error Type Person School Configuration Details			
	Error Type	Resource	Count ↓
<input type="checkbox"/>	Error code return from Ed-Fi. 400: [message:Validation of 'StaffEducationOrganizationContactAssociation' failed....	Staff Education Organization Contact Associations	632
<input type="checkbox"/>	Referenced studentAcademicRecords resource could not be found. Resync studentAcademicRecords and try again.	Course Transcripts	224
<input type="checkbox"/>	The Ed-Fi Resource ID + does not match...	Discipline Incidents	195
<input type="checkbox"/>	Error code return from Ed-Fi. 400: [message:Unable to resolve value...	Student Discipline Incident Associations	61
<input type="checkbox"/>	Error code return from Ed-Fi. 400: [message:Validation of 'StudentCTEProgramAssociationPost' failed....	Student CTE Program Associations	53
<input type="checkbox"/>	Error code return from Ed-Fi. 400: [message:Validation of 'StaffEducationOrganizationAssignmentAssociation' failed....	Staff Education Organization Assignment Associations	52
<input type="checkbox"/>	Day Event Duration must not be 0 or blank on non-instructional Day Events	Calendar Dates	38
<input type="checkbox"/>	Referenced calendars resource could not be found. Resync calendars and try again.	Calendar Dates	37
<input type="checkbox"/>	Referenced studentDisciplineIncidentAssociations resource could not be found. Resync studentDisciplineIncidentAssociations and try again.	Discipline Actions	37
<input type="checkbox"/>	Error code return from Ed-Fi. 400: [message:Validation of 'StaffEducationOrganizationAssignmentAssociation' failed....		34
<input type="checkbox"/>	Error code return from Ed-Fi. 403: [message:Authorization denied. The claim...		34
<input type="checkbox"/>	Error code return from Ed-Fi. 400: [message:Unable to resolve value...	Discipline Actions	29

Archive Selected Entries Retry Selected Entries Export to CSV

Error Log - Error Type View

Review Error Log Entries by Person

The Person view allows users to review errors by person name. This view also lists the personID and the number of errors for each person. Details of an error can be viewed by clicking on the Error Log entry.

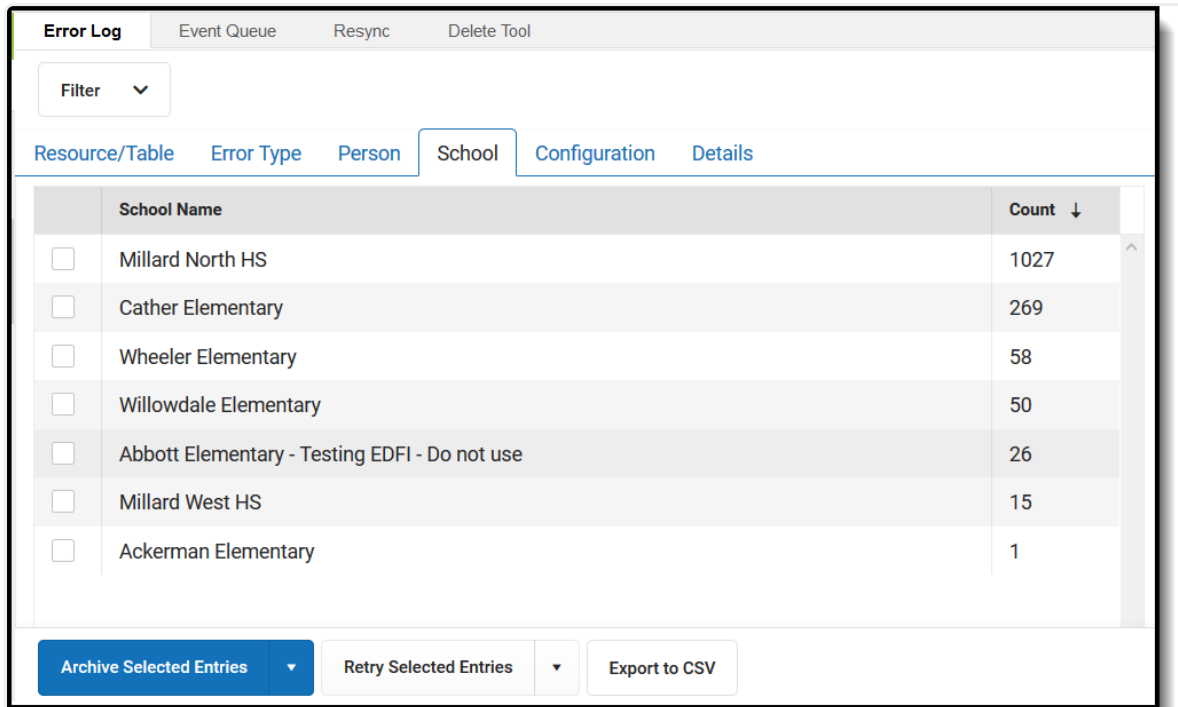
Error Log			
Event Queue Resync Delete Tool			
Filter			
Resource/Table Error Type Person School Configuration Details			
	Name (personID)		Count ↓
<input type="checkbox"/>	Abt, Kathleen (28139)		271
<input type="checkbox"/>	Abayazid, Sireen (331330)		98
<input type="checkbox"/>	Adams, Avery (16751)		71
<input type="checkbox"/>	Adams, Makynlee (331077)		20
<input type="checkbox"/>	CAT EdOrg Assoc L, CAT EdOrg Assoc F (338123)		15
<input type="checkbox"/>	CAT Stu CTE L, CAT Stu CTE F (338034)		10
<input type="checkbox"/>	Bross, Steven (295049)		8
<input type="checkbox"/>	Burrell, Allen (220886)		8
<input type="checkbox"/>	Delaney, Jennifer (289099)		8
<input type="checkbox"/>	Folk, Katherine (90649)		8
<input type="checkbox"/>	Goober, John (335738)		8
<input type="checkbox"/>	Hightower, Daniel (284670)		8
<input type="checkbox"/>	Norton, Eve (118784)		8

Archive Selected Entries Retry Selected Entries Export to CSV

Error Log - Person View

Review Error Log Entries by School

The School view allows users to review errors by school. This view also lists the number of errors for each school. Details of an error can be viewed by clicking on the Error Log entry.



The screenshot shows the 'Error Log' interface in 'School' view. At the top, there are tabs for 'Event Queue', 'Resync', and 'Delete Tool'. Below these is a 'Filter' dropdown. The main content area has tabs for 'Resource/Table', 'Error Type', 'Person', 'School', 'Configuration', and 'Details'. The 'School' tab is active, displaying a table with the following data:

<input type="checkbox"/>	School Name	Count ↓
<input type="checkbox"/>	Millard North HS	1027
<input type="checkbox"/>	Cather Elementary	269
<input type="checkbox"/>	Wheeler Elementary	58
<input type="checkbox"/>	Willowdale Elementary	50
<input type="checkbox"/>	Abbott Elementary - Testing EDFI - Do not use	26
<input type="checkbox"/>	Millard West HS	15
<input type="checkbox"/>	Ackerman Elementary	1

At the bottom of the interface, there are three buttons: 'Archive Selected Entries', 'Retry Selected Entries', and 'Export to CSV'.

Error Log - School View

Review Error Log Entries by Configuration

The Configuration view allows users to review errors by the Ed-Fi configuration in which the error occurred. This number of errors for each configuration is also listed in this view. Details of an error can be viewed by clicking on the Error Log entry.

Error Log		Event Queue	Resync	Delete Tool
Filter ▼				
Resource/Table		Error Type	Person	School
Configuration		Details		
Configuration	Count	↓		
<input type="checkbox"/> 1920	1674			
<input type="checkbox"/> 1819	69			
<input type="checkbox"/> Core 3.1 Connection	21			
Archive Selected Entries ▼		Retry Selected Entries ▼		Export to CSV

Error Log - Configuration View

Review Details of Error Log Entries

The Details view lists specific details about each error, including: Error ID, Timestamp, Data Source, Name, Resource Name, Error Message, Configuration, Campus Table Name, Old Data, New Data, and Action.

Error Log		Event Queue	Resync	Delete Tool						
Filter ▼										
Resource/Table		Error Type	Person	School						
Configuration		Details								
Error ID	Timestamp	Data Source	Name	Resource Name	Error Message	Configuration	Campus Table Name	Old Data	New Data	Action
<input type="checkbox"/> 10267	4/14/20, 4:07 PM	Abbott Elementary - Testing EDFl - Do not use Adams, Makynlee (331077) 08/27/2019 680407	Adams, Makynlee (331077)	Student CTE Program Associations	Error code return from Ed-Fl: 400: [message:Validation of 'StudentCTEProgramAssociationPost' failed. StudentCTEProgramAssociationCTEPrograms enumerable contains duplicate at index: 1]. Show posted JSON	1920	Enrollment	Show audited data	Show audited data	U
<input type="checkbox"/> 10266	4/14/20, 4:04 PM			Student Early Learning Program Associations	Error code returned from Ed-Fl: 403: Failed to delete studentEarlyLearningProgramAssociations resource. [message:Authorization denied. The claim does not have any established relationships with the requested resource.] Error code return from Ed-Fl: 403: [message:Authorization denied. The claim does not have any established relationships with the requested resource.] Show posted JSON	1920	DeleteTool	Show audited data	Show audited data	D
<input type="checkbox"/> 10265	4/14/20, 4:03 PM	Abbott Elementary - Testing EDFl - Do not use Adams, Makynlee (331077)	Adams, Makynlee (331077)	Student Early Learning Program Associations	Error code return from Ed-Fl: 403: [message:Authorization denied. The claim does not have any established relationships with the requested resource.] Show posted JSON	1920				R

Review Error Details

Field	Description
Error ID	Displays the Error ID for the record.
Error Timestamp	Displays the Date and Time the error occurred.
Data Source	Displays additional data about the record to know the data source of the error.
Name	Displays the name of the record that can be used in the Search tool.

Field	Description
Resource Name	Displays the name of the resource name that triggered the record to send to Ed-Fi.
Error Message	<p>Displays the error message that was generated when the record failed.</p> <ol style="list-style-type: none"> 1. If Ed-Fi rejected the record, it will return an error message that states "Error code return from Ed-Fi.....". It also returns the Json that was rejected. 2. If the error message does not say "Error code return from Ed-Fi.....", this means it is a Campus error and does not display the Json. The Json does not get created until after it passes through Campus.
Configuration/Connection Name	Displays the name of the configuration from which the error was generated.
Campus Table Name	Displays the name of the Campus table that triggered the record to send to Ed-Fi.
Old Data	<p>Displays the data in the Campus table prior to the changes that triggered the record to be sent to Ed-Fi.</p> <ol style="list-style-type: none"> 1. Users can toggle the "Show/Hide audited data". 2. When Show audited data is selected, the old data in the Campus table prior to the change being made that triggered the record is shown. 3. When Hide audited data is selected, the old data in the Campus table prior to the change being made that triggered the record is shown.
New Data	<p>Displays the data in the Campus table that changed to trigger the record to be sent to Ed-Fi.</p> <ol style="list-style-type: none"> 1. The user have a toggle command to "Show/Hide audited data" 2. When Show audited data is selected, the new data in the Campus table that triggered the record is shown. 3. When Hide audited data is selected, the new data in the Campus table that triggered the record is shown.
Action	Displays the action of the record: Insert (I), Update (U), Resync (R), or Delete (D).

Archive Entries

Users can also archive Error Log entries by selecting an Archive option. Once an error is archived, it will no longer appear in the Error Log, however, it will remain in the database.

The screenshot shows the 'Error Log' interface with a table of error types and their counts. The table has columns for 'Resource Name / Campus Table Name' and 'Count'. The following table represents the data shown in the screenshot:

Resource Name / Campus Table Name	Count
Staff Education Organization Contact Associations	656
Course Transcripts	229
Discipline Incidents	197
Student Discipline Incident Associations	93
Student CTE Program Associations	83
Calendar Dates	82
Discipline Actions	66
Sessions	56
Staff Education Organization Assignment Associations	55
Course Offerings	30
Archive Filtered Entries	26
Archive All Entries	23
Education Organization Associations	23

At the bottom of the interface, there are buttons for 'Archive Filtered Entries', 'Archive All Entries', 'Archive Selected Entries', 'Retry Selected Entries', and 'Export to CSV'. The 'Archive Filtered Entries' button is highlighted with a red box.

Archive Errors

Archive Option	Description
Archive Selected Entries	Only the selected (checkbox marked) entries are archived.
Archive All Entries	All errors are archived.
Archive Filtered Entries	Only the errors that are displayed using the filter option are archived.

Retry Entries

Users can retry errors by selecting an individual, group or to retry all error messages. When errors are triggers to retry, the Error Log sends the selected messages back to the Event Queue to reprocess. When a record is resent to process, it will be issued a new Error Log id if it errors again.

Resource Name / Campus Table Name	Count ↓
<input type="checkbox"/> Calendar Dates	82
<input type="checkbox"/> Discipline Actions	66
<input type="checkbox"/> Sessions	56
<input type="checkbox"/> Staff Education Organization Assignment Associations	55
<input type="checkbox"/> Course Offerings	30
<input type="checkbox"/> Schools	26
<input type="checkbox"/> Student Education Organization Associations	23
<input type="checkbox"/> Student Parent Associations	20
<input type="checkbox"/> Student Section Associations	20
<input type="checkbox"/> Student School Associations	19
<input type="checkbox"/> Calendars	18
<input type="checkbox"/> Sections	14
<input type="checkbox"/> Student Early Learning	11

Retry Errors

Retry Option	Description
Retry Selected Entries	Only the selected (checkbox marked) entries are retried.
Retry All Entries	All errors are retried.
Retry Filtered Entries	Only the errors that are displayed using the filter option are retried.

Export the Error Log

The Error Log Export allows you to generate a report in CSV format listing all errors which occurred in the specific school year, school(s), and Campus tables / Resources. The report exports based on the filter options selected. If an error cannot be associated to a specific school or scope year, it will appear on the report with 'Unknown' listed as the School Name. These records only report when 'All Schools' is selected in the Report Options. The Columns in the report only display for the tables that are selected in the report options and only if there is an associated error with that table. If an error entry can be associated with more than one school, a record will appear for each of the schools selected in the report editor.

Users can only access schools for which they have calendar rights assigned.

[Error Log](#) | [Event Queue](#) | [Resync](#) | [Delete Tool](#)

Filter

[Resource/Table](#) | [Error Type](#) | [Person](#) | [School](#) | [Configuration](#) | [Details](#)

Resource Name / Campus Table Name	Count ↓
▼ Resource Name	
<input type="checkbox"/> Staff Education Organization Contact Associations	653
<input type="checkbox"/> Course Transcripts	226
<input type="checkbox"/> Discipline Incidents	197
<input type="checkbox"/> Student Discipline Incident Associations	93
<input type="checkbox"/> Calendar Dates	79
<input type="checkbox"/> Student CTE Program Associations	68
<input type="checkbox"/> Discipline Actions	66
<input type="checkbox"/> Staff Education Organization Assignment Associations	55
<input type="checkbox"/> Sessions	52
<input type="checkbox"/> Course Offerings	26
<input type="checkbox"/> Student Education Organization Associations	22
<input type="checkbox"/> Student Parent Associations	19

[Archive Selected Entries](#) | [Retry Selected Entries](#) | [Export to CSV](#)

Export to CSV

Error ID	Error Timestamp	School Name	Calendar Name	End Year	Schedule S	Ed-Fi ID	State ID	Person ID
10331	4/22/2020 10:18	Cather Elementary	19-20 Cather Elementary	2020	Main	5523821853	8558671627	335914
10330	4/22/2020 10:18	Cather Elementary	19-20 Cather Elementary	2020	Main	5523821853	8558671627	335914
10329	4/22/2020 10:16	Cather Elementary	19-20 Cather Elementary	2020	Main	5523821853	8558671627	335914
10328	4/22/2020 10:08			2020	Main		8558671627	

Example of the Error Report

CSV Report Data

▶ [Click here to expand...](#)

Error Summary

▶ [Click here to expand...](#)

▶ [Click here to expand...](#)