

Mass Set Section Template Groups

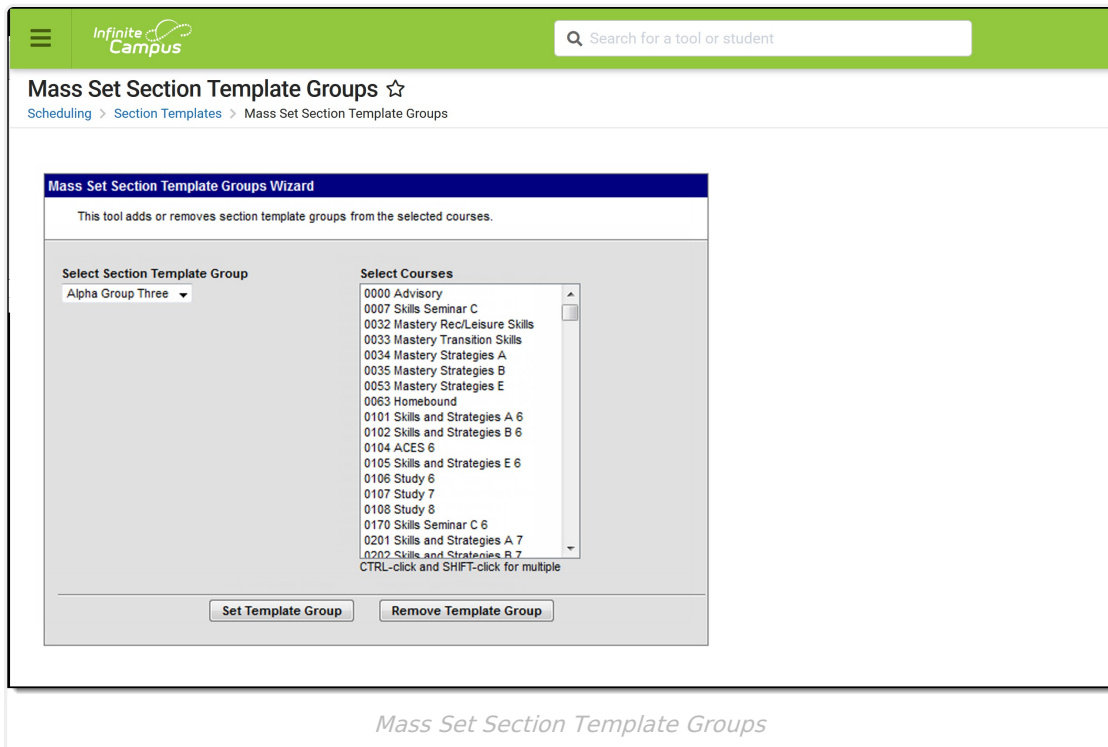
Last Modified on 10/22/2022 10:03 am CDT

[Set Template Groups](#) | [Remove Template Groups](#)

Classic View: [Scheduling](#) > [Section Templates](#) > [Mass Set Section Template Groups](#)

Search Terms: [Mass Set Section Template Groups](#)

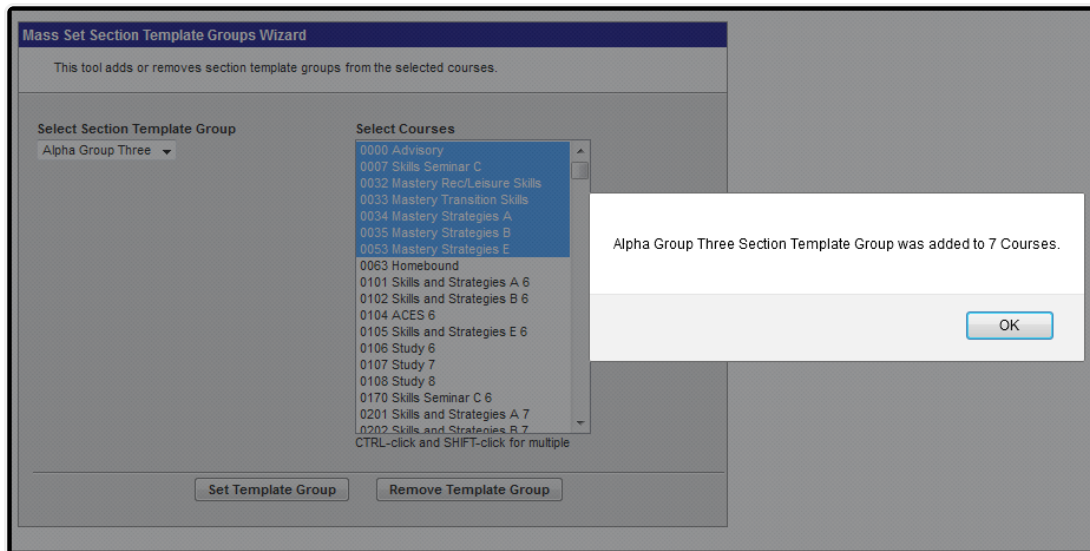
The Mass Set Section Template Groups tool allows users to assign selected template groups to multiple courses, instead of manually assigning the section template to courses one at a time.



Mass Set Section Template Groups

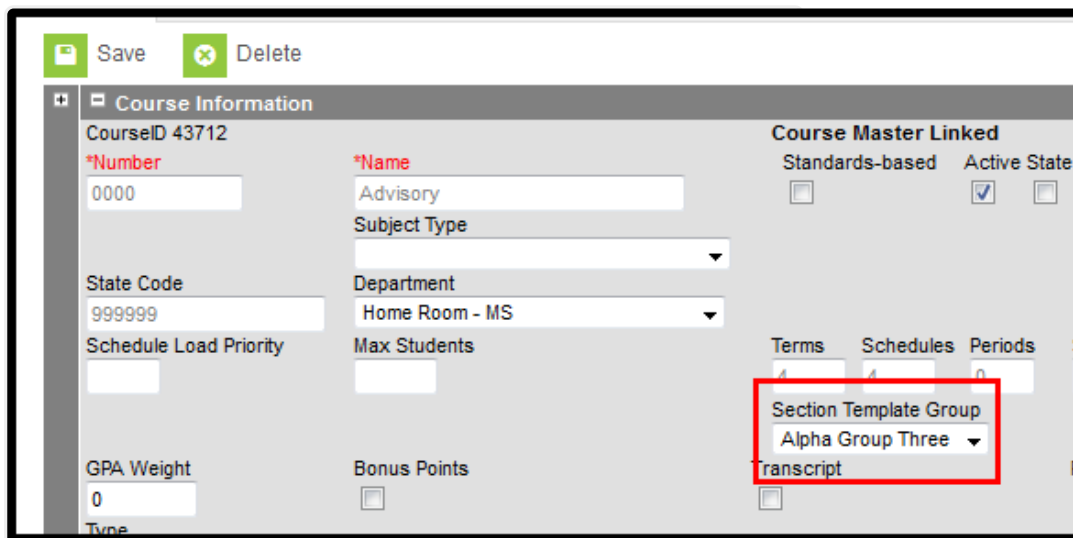
Set Template Groups

1. Select the Template Group name from the **Select Section Template Group** dropdown list.
2. Select the **Courses** to which to apply the Section Template.
3. Click the **Set Template Group** button. A confirmation message displays indicating the total number of courses the template was assigned.



Mass Assignment of Section Templates to Courses

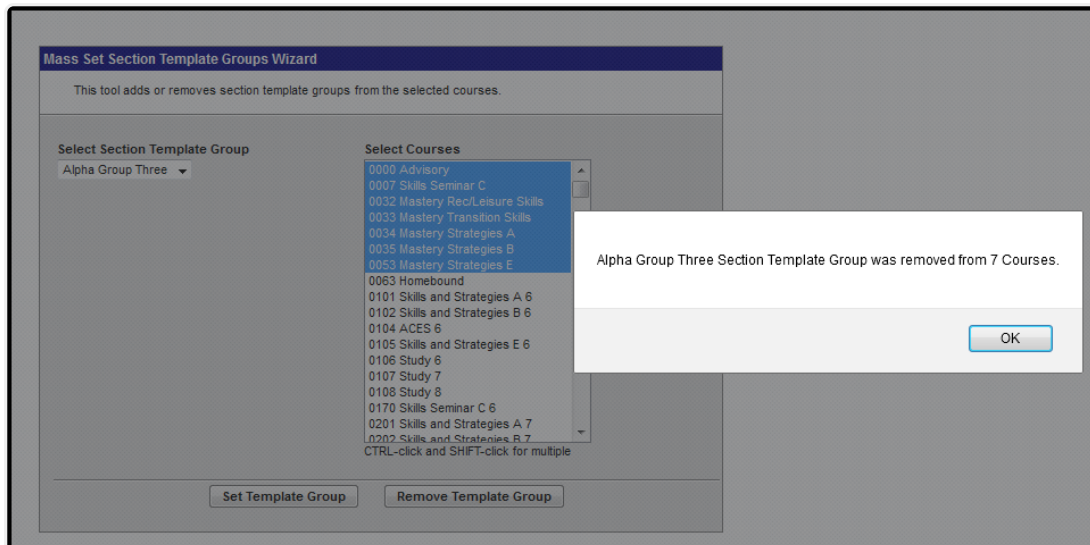
Navigate to the Course editor for one of the courses to which the template was assigned for verification. In this example, the Alpha Group Three Template was assigned Advisory course. When viewing the course, the Section Template Group displays the Alpha Group Three options.



Course Verification of Section Template

Remove Template Groups

1. Select the Template Group name from the **Select Section Template Group** dropdown list.
2. Select the **Courses** to which to remove the Section Template.
3. Click the **Remove Template Group** button. A confirmation message displays indicating the total number of courses the template was removed.



Mass Removal of Section Templates to Courses

When viewing the course, the Section Template Group no longer has a value selected.