

# Product Security Roles in a Single-Product Environment

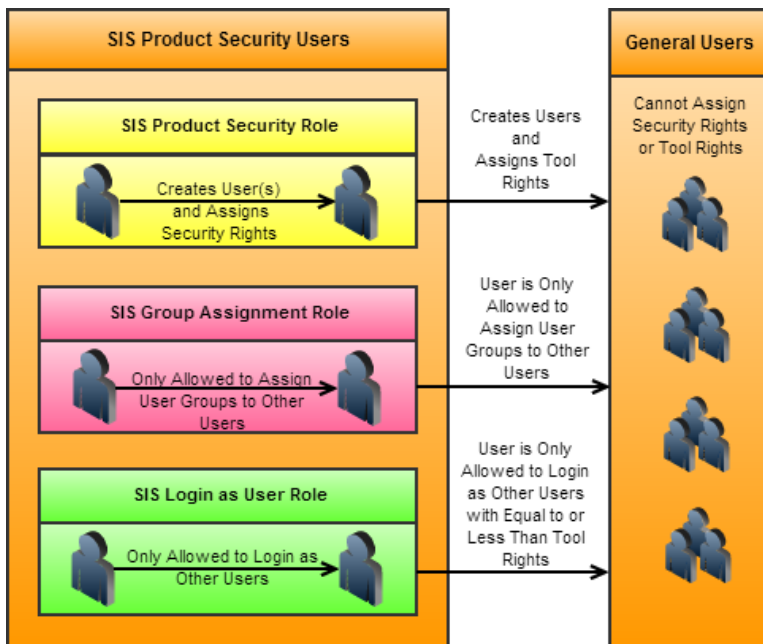
Last Modified on 10/22/2022 10:11 am CDT

This article describes how security roles function within a Campus-only environment and includes the following topics:

- [Product Security Role Assignments](#)
- [Student Information System Product Security Role](#)
- [Login As User Feature](#)
- [Allowing Non-Product Security Users to Assign User Groups to Other Users](#)
- [Allowing Non-Product Security Users to Log In as Other Users](#)
- [Montana Edition](#)
- [Auditing Which Users Are Assigned Product Security Roles](#)

The following diagram illustrates the user's ability to create and delegate Product Security roles.

There is a distinct difference between single and multi-product environments. The following diagram illustrates the process for users with Campus SIS only.



You may choose to have a single Product Security user or multiple Product Security users. If you have questions about what configuration is right for you or other questions about best practices please contact Infinite Campus.

# Product Security Role Assignments

Product Security Roles determine whether a user may assign Tool Rights to other Campus Application users. Product Security Roles are assigned to users on each person's [User Account](#) tab. The Product Security Role Assignments section displays when **Campus Application** is selected in the **Homepage** dropdown list. Users assigned the Product Security Role automatically inherit all tool rights associated with the specific product.

Campus automatically assigns **ALL Calendars** to users with a Product Security Role Assignment regardless of calendar rights assigned via the [Calendar Rights](#) tab.

Users with a **Student Information System** Product Security role are allowed to log in as a user with a **Student Information System - Login as User** Product Security Role but once they have logged in as that user, they cannot use that user account to then log into another Campus user account via the Login as User button on the User Account tab.

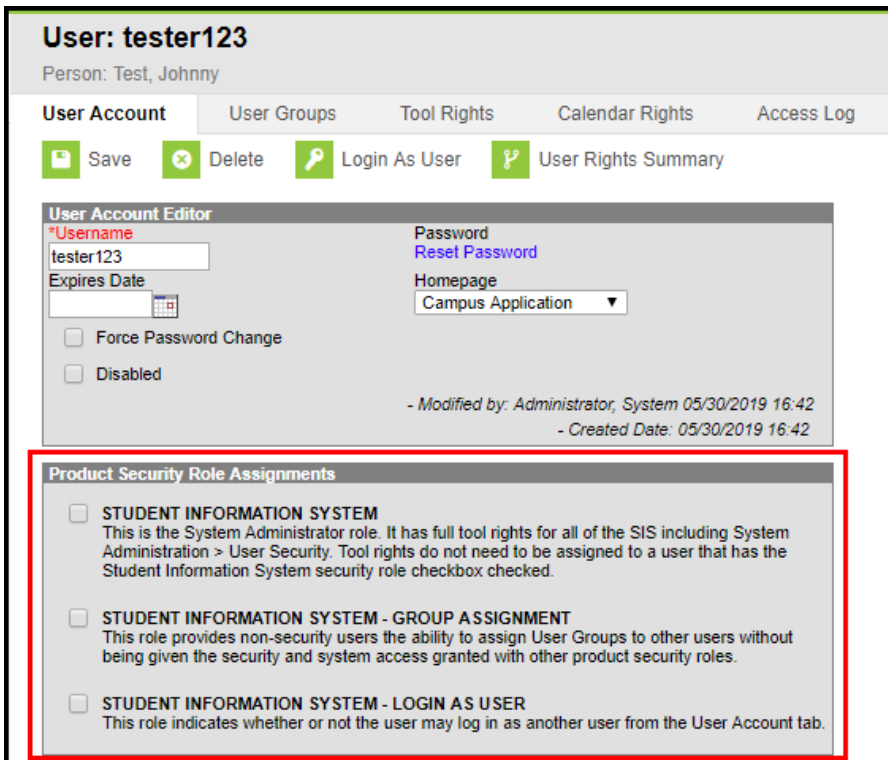


Image 1: Product Security Role Assignment found on the System Administration > User Security > Users > User Account

## Student Information System Product

# Security Role

The **Student Information System** product security role grants administrative rights to ALL non-finance tools within Campus. This role should only be given to system administrators within the district.

This role does not grant a person rights to Human Resources, Finance, Payroll, or Staff Evaluation tools. These tools must be granted via their respective product security roles or tool rights.

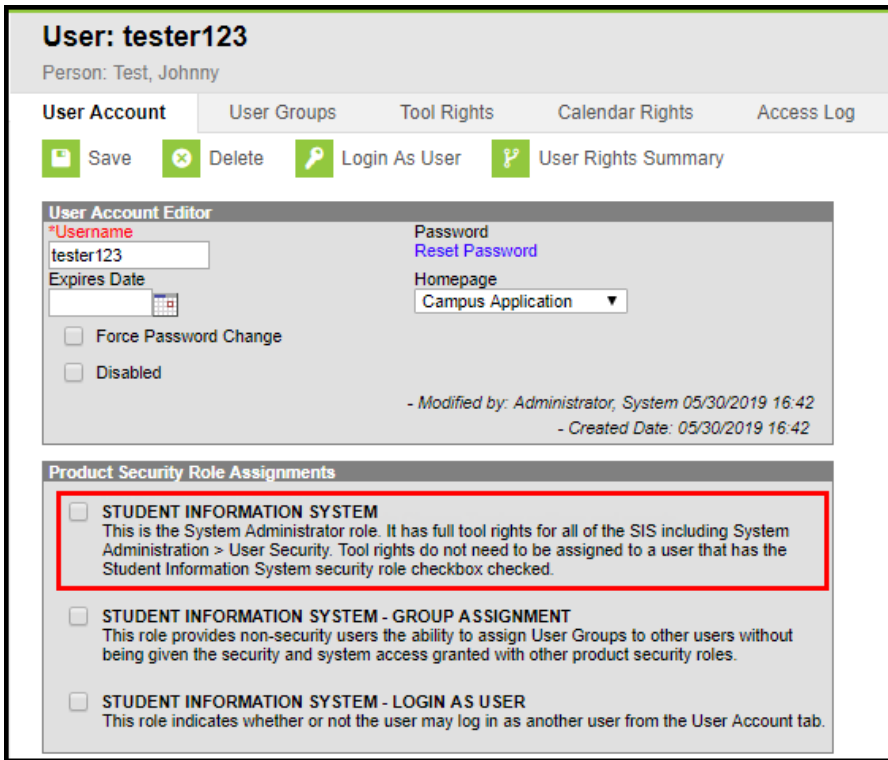
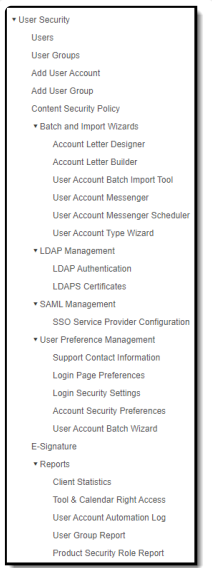
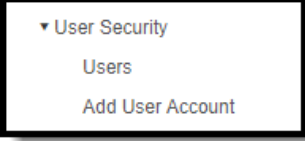


Image 2: Student Information System Product Security Role

Users MUST be assigned the Student Information System product security role in order to create User Groups and access most of the User Security Tools. The table below shows how access to User Security tools differs between the SIS product security role and a user with only tool rights.

SIS Product Security Role	User with All Tool Rights (but no SIS Product Security Role)
 <p><i>Click to see image</i></p>	

## Login As User Feature

The **Login As User** button only appears for users who have equivalent or greater tool rights than the user they want to log in as and is only available with the Product Security role. When logging in as another user, users cannot gain access to tools for which they currently do not have tool rights.

This feature is not available for users only assigned the **Student Information System - Group Assignment** role.

See the [Allowing Non-Product Security Users to Log In as Other Users section](#) for more information on how this feature functions for users only assigned the **Student Information System - Login as User** role.

The **Student Information System - Login As User** role is prohibited from logging in as another user with the **Student Information System - Login As User** role. Users assigned this role are only allowed to log in as another user once per Campus session. This behavior was

put in place to ensure users do not jump from one user account to another.

The Administrator selecting this button **MUST** have calendar rights for the school listed on the other user's (person being logged into) District Assignment page.

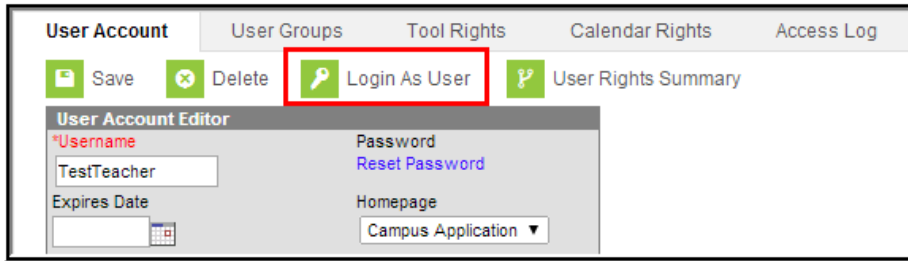


Image 3: Login As User

A system preference called **Restrict Login As User Feature On Users With Product Security Role** controls whether Product Security users may log in as another user with a Product Security role. This preference is found within the [Account Security Preferences](#) tool. The default value for this preference is **No** which allows Product Security roles to log on as each other.

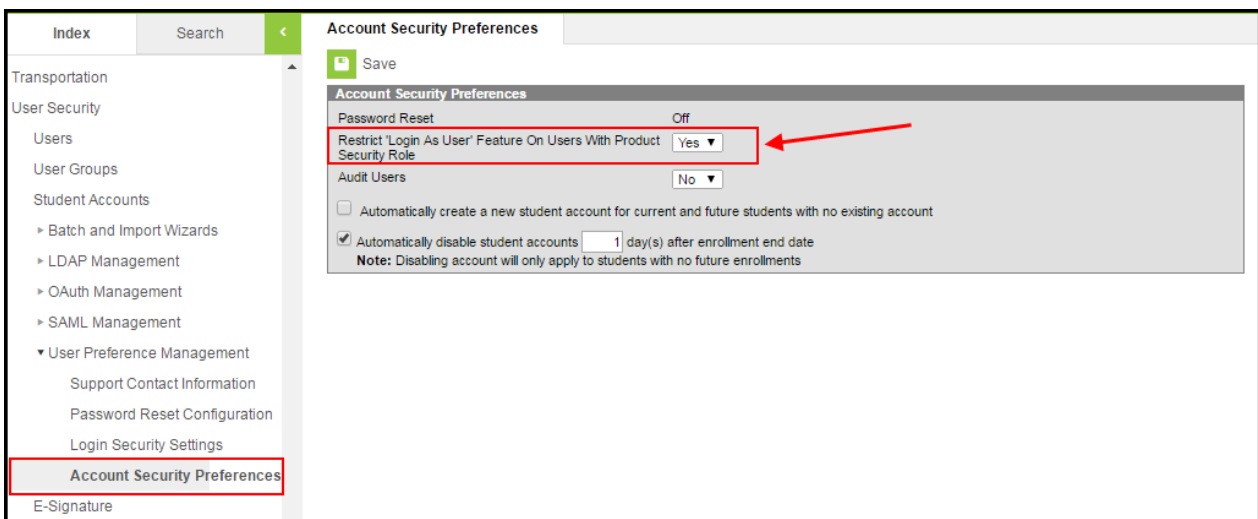


Image 4: Restrict Login As User Feature

Every Campus login is stored by the system on the user's [Access Log](#) tab. The **Third Party Admin** column indicates that another user has used the **Login As User** button to log into Campus as this user. This column reports the other user's name, user ID and username.

User: erin.test  
Person: Test, Erin

Timestamp	Success	Remote IP	Balancer	Header	Remote Browser	App Server	Third Party Admin
03/07/2016 09:18:54 -0600	YES	10.200.10.21	/10.35.52.21	Mozilla/5.0 (Windows NT 6.1; WOW64) AppleWebKit/537.36 (KHTML, like Gecko) Chrome/48.0.2564.116 Safari/537.36 null	ieApp2	Name: System Administrator, User ID: 1, Username: admin	
01/13/2016 12:21:03 -0600	YES	10.200.10.21	/10.35.50.33	Mozilla/5.0 (Windows NT 6.1; WOW64; rv:43.0) Gecko/20100101 Firefox/43.0	ieApp1		
12/21/2015 08:25:16 -0600	YES	10.200.10.21	/10.35.50.23	Mozilla/5.0 (Windows NT 6.1; WOW64; rv:43.0) Gecko/20100101 Firefox/43.0	ieApp1		
12/21/2015 08:02:45 -0600	YES	10.200.10.21	/10.35.50.23	Mozilla/5.0 (Windows NT 6.1; WOW64; rv:43.0) Gecko/20100101 Firefox/43.0	ieApp1		
12/21/2015 08:01:35 -0600	YES	10.200.10.21	/10.35.0.59	Mozilla/5.0 (Windows NT 6.1; WOW64; rv:43.0) Gecko/20100101 Firefox/43.0	ieApp1		
12/11/2015 14:34:07 -0600	YES	10.200.10.21	/10.35.50.33	Mozilla/5.0 (Windows NT 6.1; WOW64) AppleWebKit/537.36 (KHTML, like Gecko) Chrome/47.0.2526.80 Safari/537.36	ieApp2		
12/11/2015 14:05:54 -0600	YES	10.200.10.21	/10.35.50.33	Mozilla/5.0 (Windows NT 6.1; WOW64; rv:42.0) Gecko/20100101 Firefox/42.0	ieApp1		
12/11/2015 12:44:27 -0600	YES	10.21.10.21	/10.35.50.33	Mozilla/5.0 (Windows NT 6.1; WOW64; rv:42.0) Gecko/20100101 Firefox/42.0	ieApp1		
12/11/2015 11:54:28 -0600	YES	10.200.10.21	/10.35.50.33	Mozilla/5.0 (Windows NT 6.1; WOW64; rv:42.0) Gecko/20100101 Firefox/42.0	ieApp1		
12/09/2015 13:15:39 -0600	YES	10.21.10.21	/10.35.50.33	Mozilla/5.0 (Windows NT 6.1; WOW64; rv:42.0) Gecko/20100101 Firefox/42.0	ieApp2		

Image 5: Third Party Admin Column

# Allowing Non-Product Security Users to Assign User Groups to Other Users

The **Student Information System - Group Assignment** security role provides non-security users the ability to assign User Groups to other users without being given the security and system access granted with other product security roles.

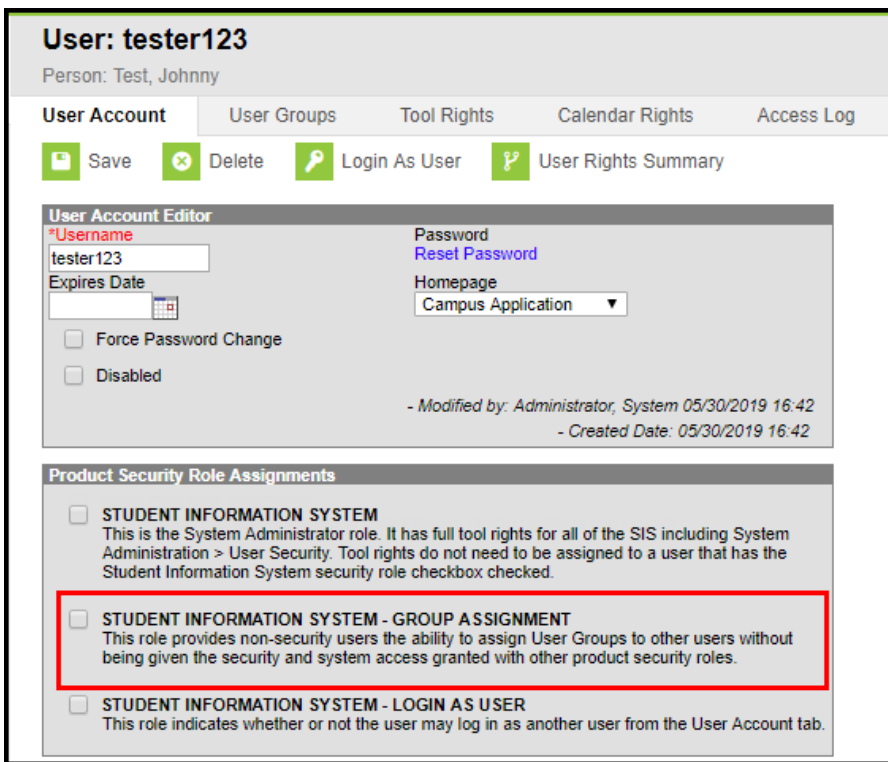


Image 6: Student Information System - Group Assignment Security Role

Users assigned this role are allowed to work within Campus to the extent of their tool rights and are only allowed access to the User Groups tab within User Security. These users cannot view or modify their own tool rights nor the tool rights of other users.

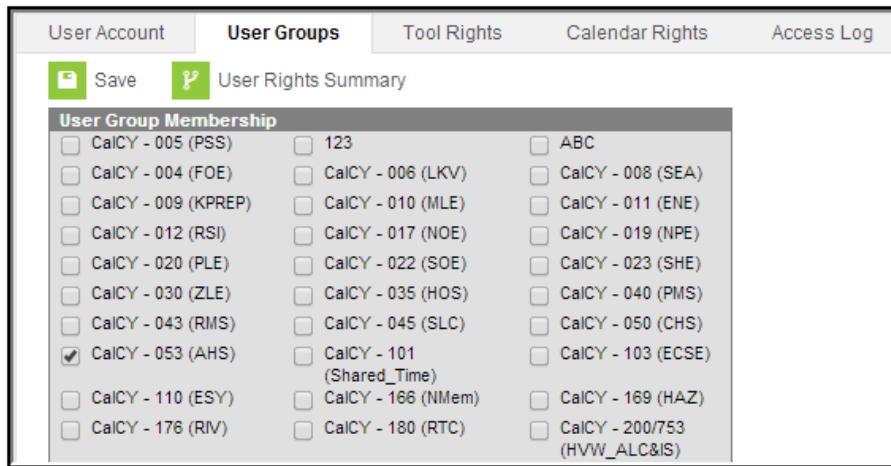


Image 7: Example of User Assigning User Groups

## Allowing Non-Product Security Users to Log In as Other Users

The **Student Information System - Login as User** security role allows users to access the Login as User feature on the [User Account](#) tab without having the security and system access granted with other product security roles. Users assigned this role are allowed to work within Campus to the extent of their tool rights and can only log in as other users who have equal to or less than tool rights.

Users must have at least **R(ead)** tool rights to the User Account tab in order to properly login as other users.

The **Student Information System - Login As User** role is prohibited from logging in as another user with the **Student Information System - Login As User** role. Users assigned this role are only allowed to log in as another user once per Campus session. This behavior was put in place to ensure users do not jump from one user account to another.

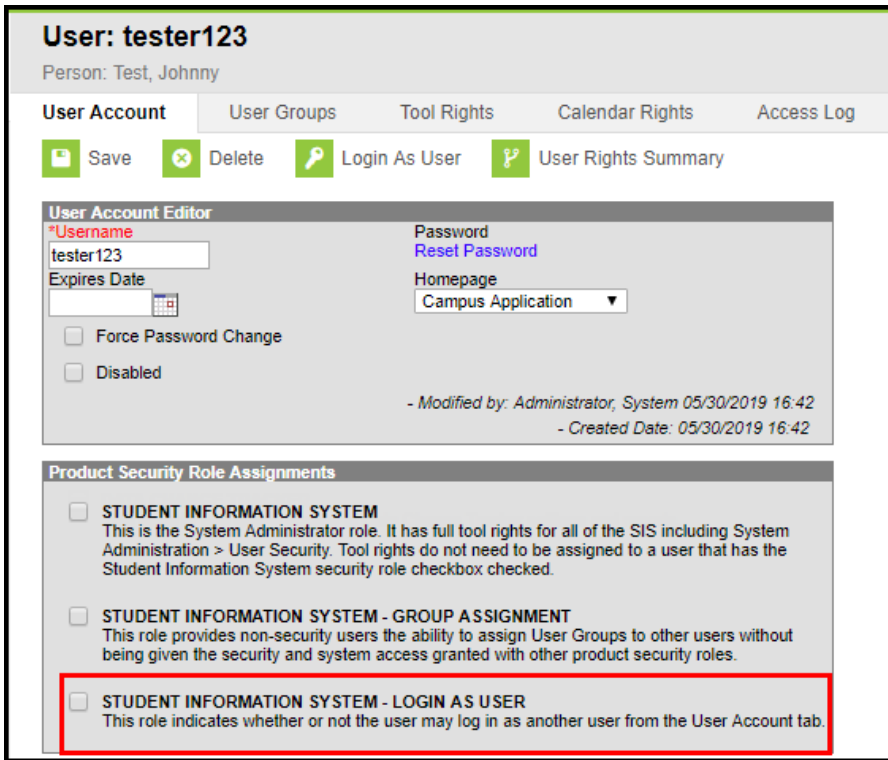


Image 8: Student Information System - Login As User Security Role

Users assigned this role can log in as another user but cannot see the other user's tool rights for rights they themselves do not possess. These users can also only view or change passwords and usernames of other users if they have **W**(rite) tool rights to the **User Account** tab. **R**(ead) tool rights prohibits this role from modifying user account data. This role also prevents users from being able to modify their own tool rights.

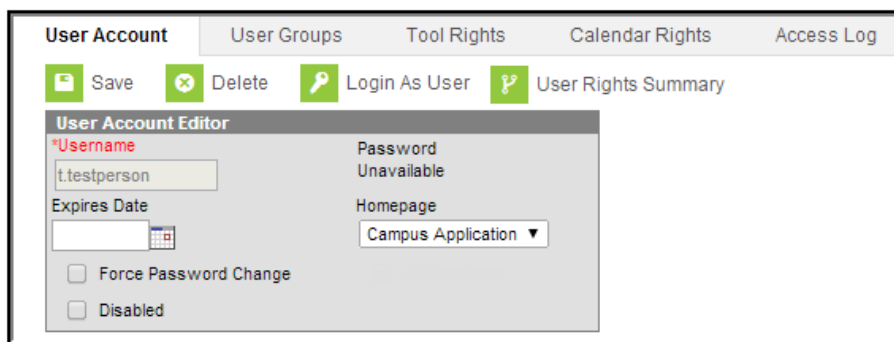


Image 9: Example of Login As User Role Accessing a User's User Account

## Montana Edition

Users within a Montana Edition of Infinite Campus can be assigned the Montana Edition Product Security role. This role gives users full tool rights for all of the SIS including User Security tools. Users with this role can create and assign security rights, create and assign user groups to other users, and login as other users with equal to or less than tool rights (via the User Account tab).



User Account
User Groups
Tool Rights
Calendar Rights
Access Log

Save
 Delete
 Login As User
 User Rights Summary

**User Account Editor**

<p><b>*Username</b> <input type="text"/></p> <p>Expires Date <input type="text"/></p> <p><input type="checkbox"/> Force Password Change</p> <p><input type="checkbox"/> Disabled</p> <p><input type="checkbox"/> Time-based Two-factor Authentication w/ Enhanced Security</p>	<p>Password <a href="#">Reset Password</a></p> <p>Homepage Campus Application <span style="font-size: small;">▼</span></p> <p style="text-align: right; font-size: small;">- Modified by: Unknown - Created Date:</p>
--	---

**Product Security Role Assignments**

- Montana Edition**  
This is the System Administrator role. It has full tool rights for all of the SIS including System Administration > User Security. Tool rights do not need to be assigned to a user that has the Student Information System security role checkbox checked.
- Student Information System**  
This is the System Administrator role. It has full tool rights for all of the SIS including System Administration > User Security. Tool rights do not need to be assigned to a user that has the Student Information System security role checkbox checked.
- Student Information System - Group Assignment**  
This role provides non-security users the ability to assign User Groups to other users without being given the security and system access granted with other product security roles.
- Student Information System - Login As User**  
This role indicates whether or not the user may log in as another user from the User Account tab.

## Auditing Which Users Are Assigned Product Security Roles

The [Product Security Role Report](#) allows you to generate a list of all users (active and disabled) who are assigned specific Product Security Roles.

Index
Search
<

Search Campus Tools

- Roster
- School Choice
- Special Ed
- Student
- Student Portfolio
- Surveys
- Transportation
- ▾ User Security
  - Users
  - User Groups
    - Batch and Import Wizards
    - LDAP Management
    - SAML Management
    - User Preference Management
  - E-Signature
  - ▾ Reports
    - Client Statistics
    - Tool & Calendar Right Access
    - User Account Automation Log
    - User Group Report
    - Product Security Role Report
  - Workflow
- Finance

Product Security Role Report

This report displays a list of users who have been granted Product Security Roles

**Product Security Role Descriptions:**

**Finance**  
The Product Security Role also allows the user to assign Finance Component tool rights to other users as necessary. This security role will give the user all tools associated with Finance.

**Human Resources**  
This role grants full access to all components used with the Human Resource application including Staff Evaluations for All Schools/Calendars and all definition of Finance Account Rights to the specified user. The Product Security Role also allows the user to assign HR Component tool rights to other users as necessary.

**Staff Evaluations**  
This role grants full access to all components used with the Staff Evaluation application for All Schools/Calendars to the specified user. The Product Security Role also allows the user to assign Staff Evaluation component tool rights to other users as necessary.

**Student Information System**  
This is the System Administrator role. It has full tool rights for all of the SIS including System Administration > User Security. Tool rights do not need to be assigned to a user that has the Student Information System security role checkbox checked.

**Student Information System - Group Assignment**  
This role provides non-security users the ability to assign User Groups to other users without being given the security and system access granted with other product security roles.

**Student Information System - Login As User**  
This role indicates whether or not the user may log in as another user from the User Account tab.

**Product Security Roles**

- Finance
- Human Resources
- Staff Evaluations
- Student Information System
- Student Information System - Group Assignment
- Student Information System - Login As User

(CTRL-click or SHIFT-click to select multiple)

Include Disabled Accounts

Group By: Person

Format: PDF

Image 10: Product Security Role Report