


Educator Qualifications - BIE Consolidated Report Card

Last Modified on 10/22/2022 10:13 am CDT










The Educator Qualifications section of the BIE Consolidated Report Card reports overall staffing totals for Teachers, Principals, Other School Leaders and Paraprofessionals working in BIE schools. This section uses data collected from the [District Assignment](#) and [Credentials](#) records in Census.



US Department of the Interior
Bureau of Indian Education

Bureau of Indian Education 2020-2021 Report Card

About This School
As stated in Title 25 CFR Part 32.3, BIE's mission is to provide quality education opportunities from early childhood through life in accordance with a tribe's needs for cultural and economic well-being, in keeping with the wide diversity of Indian tribes and Alaska Native villages as distinct cultural and governmental entities. Further, the BIE is to manifest consideration of the whole person by taking into account the spiritual, mental, physical, and cultural aspects of the individual within his or her family and tribal or village context.

<p style="text-align: center;">Enrollment</p> <div style="text-align: center;">  <p>42,287</p> <p>Number of students enrolled during the School Year</p> <p style="text-align: center;">View Details ></p> </div>	<p style="text-align: center;">Attendance</p> <div style="text-align: center;">  <p>94.01%</p> <p>The percentage of a school or group's overall student population that are present in school on any given day or period</p> <p style="text-align: center;">View Details ></p> </div>	<p style="text-align: center;">Graduation Rates</p> <div style="text-align: center;">  <p>0.0%</p> <p>The four-year graduation rate represents who received a regular diploma in four years or less, from the time in which they entered ninth grade</p> <p style="text-align: center;">View Details ></p> </div>
<p style="text-align: center;">English Language Arts</p> <div style="text-align: center;">  <p>54.41%</p> <p>The percent of students at each achievement level and the percentage of students who participated in the Bureau-wide annual assessment</p> <p style="text-align: center;">View Details ></p> </div>	<p style="text-align: center;">Mathematics</p> <div style="text-align: center;">  <p>54.2%</p> <p>The percent of students at each achievement level and the percentage of students who participated in the Bureau-wide annual assessment</p> <p style="text-align: center;">View Details ></p> </div>	<p style="text-align: center;">Science</p> <div style="text-align: center;">  <p>54.1%</p> <p>The percent of students at each achievement level and the percentage of students who participated in the Bureau-wide annual assessment</p> <p style="text-align: center;">View Details ></p> </div>
<p style="text-align: center;">English Learners</p> <div style="text-align: center;">  <p>0.00%</p> <p>The percentage of English learners who meet English language proficiency and students meeting individual progress targets</p> <p style="text-align: center;">View Details ></p> </div>	<p style="text-align: center;">Educator Qualifications</p> <div style="text-align: center;">  <p>4899</p> <p>Number of staff members</p> <p style="text-align: center;">View Details ></p> </div>	<p style="text-align: center;">Per Pupil Expenditure</p> <div style="text-align: center;">  <p>No data available</p> </div>

Summary Page - Educator Qualifications

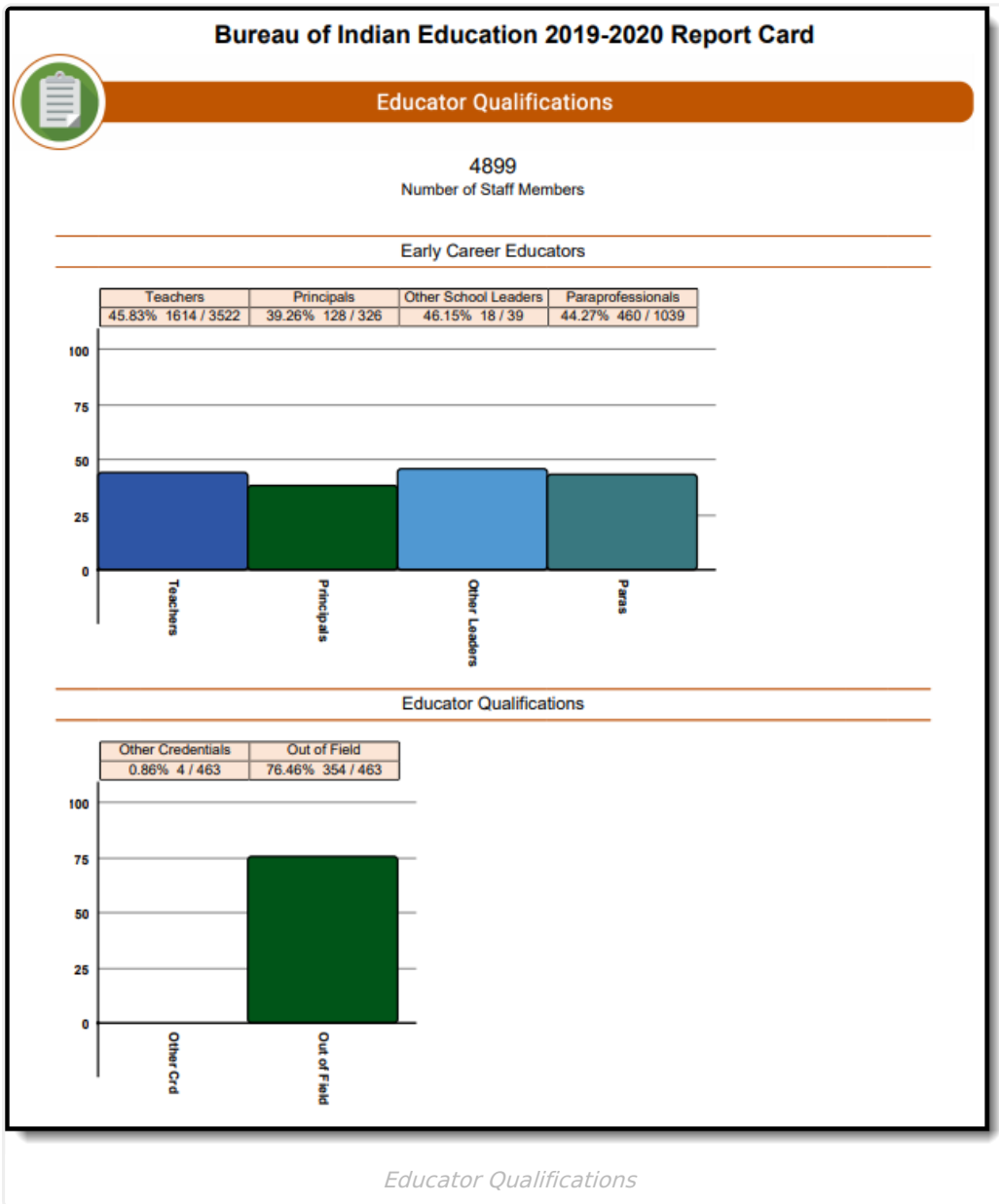
Logic

The following logic is used for the Educator Qualifications section of the BIE Consolidated Report Card.

▶ [Click here to expand...](#)

Field Descriptions

An overall staff count displays at the top the section. This count is broken down by BIE Title and further calculated to reflect the overall percentage of Early Career Educators in a school or across the BIE.



Field Name	Description	Location
Early Educators	Identified as educators with four or less years of experience. If the 'Experienced Educator' box is checked in the educator's District Assignment record, they will not be included in totals.	

Field Name	Description	Location
Teachers	Includes teachers with a BIE Title of 029:Teacher, whose combined District Assignment records across any BIE school totals four years or less.	<i>Census > People > District Assignment</i>
Principals	Includes educators with a BIE Title of 024:School Administrator or 030:Principal, whose combined District Assignment records across any BIE school totals four years or less.	<i>Census > People > District Assignment</i>
Other School Leaders	Includes educators with a BIE Title of 009:LEA Administrator, 031:Assistance Principal, or 032:CEO/Superintendent whose combined District Assignment records across any BIE school totals four years or less.	<i>Census > People > District Assignment</i>
Paraprofessionals	Includes teachers with a BIE Title of 016:Paraprofessional/Instructional Aide, whose combined District Assignment records across any BIE school totals four years or less.	<i>Census > People > District Assignment</i>
Educator Qualifications		
Other Credentials	Includes educators whose License/Certification Type is TMP, EMG or PRO AND they are a primary or secondary teacher of one or more courses WHERE the BIE Subject Area for the course matches the BIE Subject Area in their credential.	<i>Census > People > Credentials</i> <i>Census > People > Courses</i>
Out of Field	Includes educators who teach at least one course as a Primary or Secondary Teacher WHERE the BIE Subject Area field in their credentials does not match the BIE Subject Area field on the Course tab in Staff History.	<i>Census > People > Credentials</i> <i>Census > People > Courses</i>

Other Sections

The BIE Consolidated Report Card includes the following additional sections:

- [Summary](#)
 - [Enrollment](#)
 - [Attendance](#)
 - [Graduation Rate](#)
 - [Proficiency and Participation \(ELA, Mathematics, Science\)](#)
 - [English Learners](#)
-