

Paperless Assessment Reporting (California)

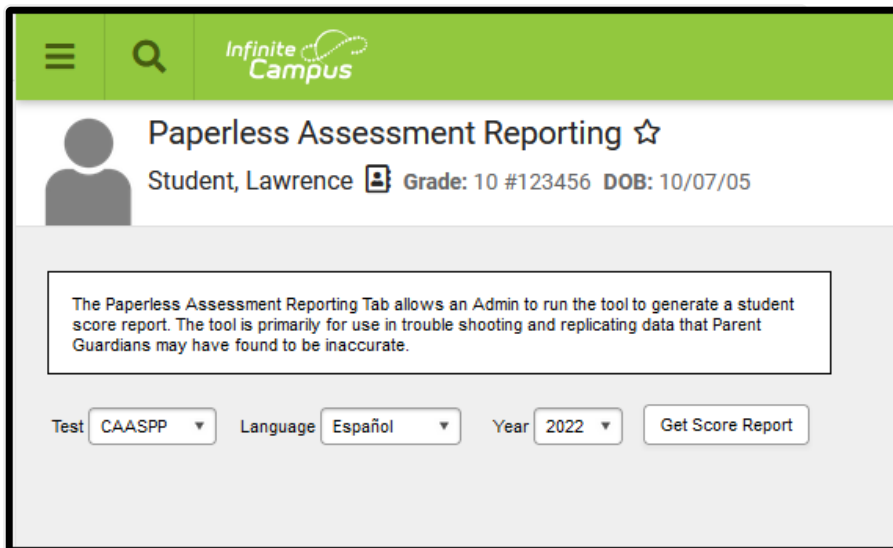
Last Modified on 10/22/2022 10:14 am CDT

[Tool Rights for Paperless Assessment Reporting](#) | [CAASPP Configuration](#) | [Campus Parent and Campus Student Access](#) | [Assessment Reporting in Student Information](#)

The Paperless Assessment Reporting tools provide a new capability for LEAs to opt into an electronic student score reporting process for assessment administration. Participating LEAs no longer receive printed student score reports from ETC; instead, access is provided through their SIS vendor that allows the score reports to be accessed by parent/guardians and school administrators.

The following tools are available for CAASPP Paperless Reporting:

- [CAASPP Configuration](#) (System Settings)
- [Assessment Reporting in Student Information](#) (Student)
- [Student California Paperless Reporting](#) (Campus Student/Campus Parent)



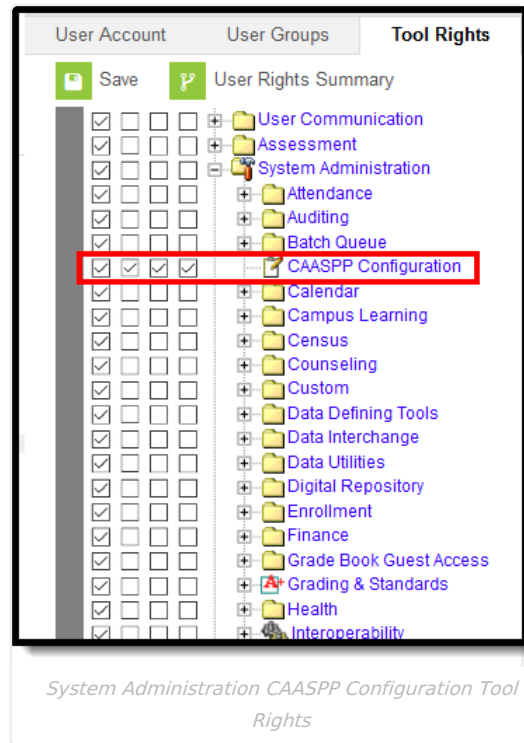
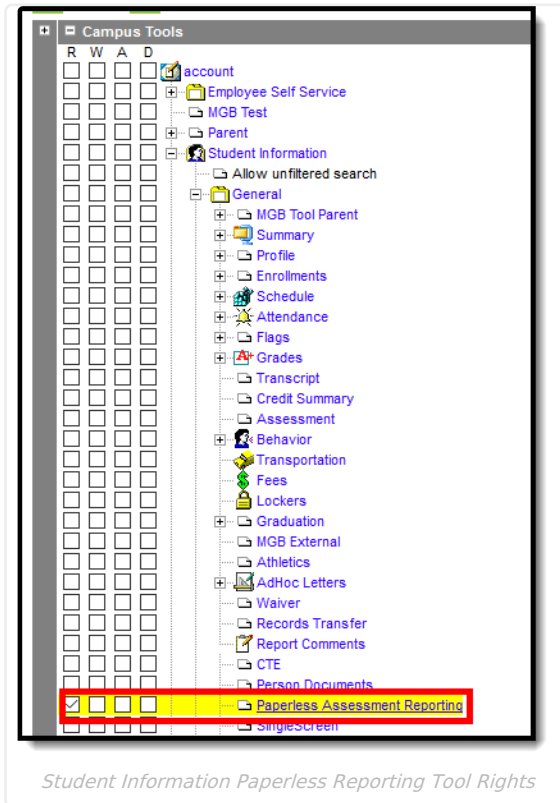
Paperless Assessment Reporting - Student Information

Tool Rights for Paperless Assessment Reporting

The following tool rights are needed:

Classic Navigation

- **R** rights to **Student Information > General > Paperless Assessment Reporting**
- **RWAD** rights to **System Administration > CAASPP Configuration**



New Navigation

- Read rights to **Student Information > State Programs > Paperless Assessment Reporting**
- **Read, Write, Add, Delete** rights to **System Settings > Portal Preferences > CAASPP Configuration**

Tool Tree		Select Tag Filters			
Search Campus Tools	Search Campus Tools	Non Admin X			
▶ Instruction		None	Read	Write	Delete
▶ Student Information		None	Read	Write	Delete
▶ General		None	Read	Write	Delete
▶ Academic Planning		None	Read	Write	Delete
▶ Activity Registration		None	Read	Write	Delete
▶ Assessment Administration		None	Read	Write	Delete
▶ Counseling		None	Read	Write	Delete
▶ English Learners		None	Read	Write	Delete
▶ Federal Programs		None	Read	Write	Delete
▶ Health		None	Read	Write	Delete
▶ Medicaid		None	Read	Write	Delete
▶ PLP		None	Read	Write	Delete
▶ Program Administration		None	Read	Write	Delete
▶ Response to Intervention		None	Read	Write	Delete
▶ Special Ed		None	Read	Write	Delete
▶ State Programs		None	Read	Write	Delete
▶ CTE		None	Read	Write	Delete
▶ Work-Based Learning (ELO)		None	Read	Write	Delete
▶ Paperless Assessment Reporting		None	Read	Write	Delete
▶ Reports		None	Read	Write	Delete
▶ Attendance Office		None	Read	Write	Delete

Tool Rights for Student Paperless Assessment Reporting

Tool Rights					
▶ Reporting		None	Read	Write	Delete
▶ Scheduling & Courses		None	Read	Write	Delete
▶ School & District Settings		None	Read	Write	Delete
▶ School Store		None	Read	Write	Delete
▶ System Settings		None	Read	Write	Delete
▶ Custom Data and Links		None	Read	Write	Delete
▶ Data Defining Tools		None	Read	Write	Delete
▶ Data Interchange Setup		None	Read	Write	Delete
▶ Data Interchange Administration		None	Read	Write	Delete
▶ Data Utilities		None	Read	Write	Delete
▶ Data Warehouse		None	Read	Write	Delete
▶ Digital Repository		None	Read	Write	Delete
▶ Payments		None	Read	Write	Delete
▶ Portal Preferences		None	Read	Write	Delete
▶ CAASPP Configuration		None	Read	Write	Delete
▶ Display Options		None	Read	Write	Delete
▶ Mobile Options		None	Read	Write	Delete
▶ Portal Request Summary Report		None	Read	Write	Delete
▶ Portal Usage Report		None	Read	Write	Delete
▶ Self Service Options		None	Read	Write	Delete
▶ Translation Language Setup		None	Read	Write	Delete
▶ Translation Setup		None	Read	Write	Delete
▶ System Preferences		None	Read	Write	Delete
▶ System Processes		None	Read	Write	Delete
▶ Online Registration Setup		None	Read	Write	Delete

Tool Rights for CAASPP Configuration

CAASPP Configuration

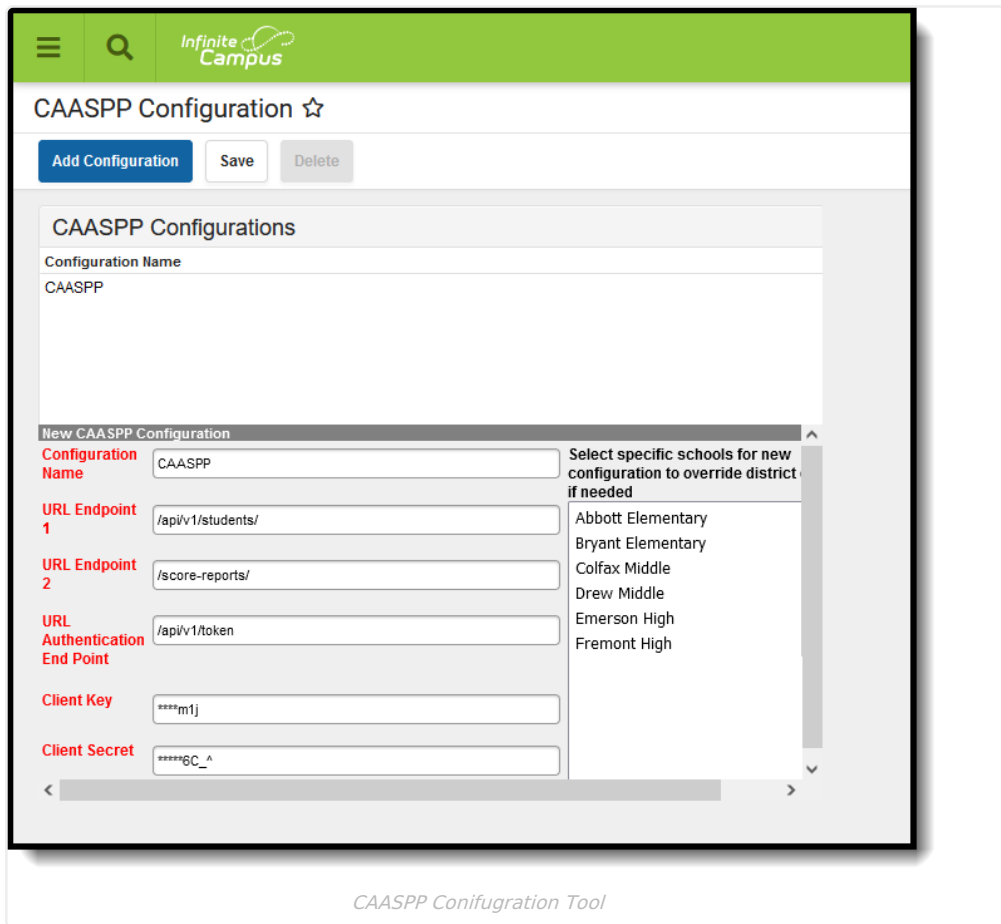
Classic View: System Administration > CAASPP Configuration

Search Terms: CAASPP Configuration

Districts are sent a **Client Key** and a **Client Secret** from the Department of Education (CDE) and/or Education Testing Service (ETS). This information is hidden and encrypted when entered into the CAASPP Configuration editor. The key and secret connect the district server to the ETS Server, which then returns student scores. Data is not stored in Infinite Campus. The URL Authentication End Point is needed for the authentication process to work properly.

Infinite Campus does NOT have access to the Client Key, the Client Secret, or to the ETS Server.

DO NOT DELETE the CAASPP configuration.



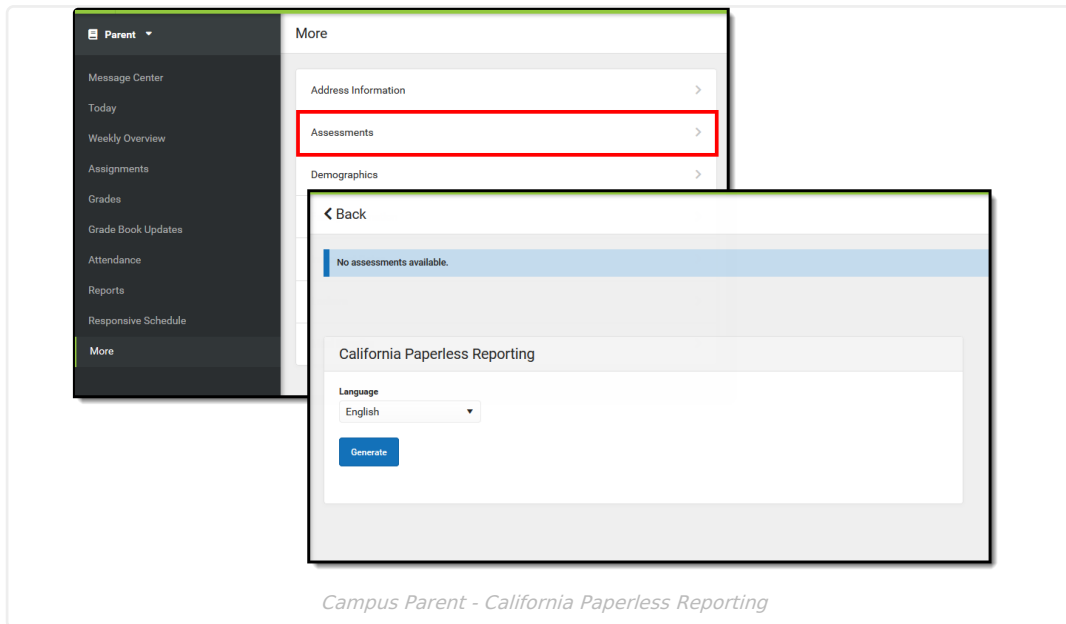
1. Enter the **Configuration Name**.
2. Choose which **Schools** are able to use this particular configuration.
3. Enter **/api/v1/students/** for the **URL Endpoint 1**.
4. Enter **/score-reports/** for the **URL Endpoint 2**.
5. Enter **/api/v1/token/** for the **URL Authentication End Point**.
6. Enter the **Client Key** and **Client Secret** as it is sent from CDE/ETS.
7. Click the **Save** icon.

Data is matched on the student's 10-digit State ID. If a student does not have a state ID in Campus or ETS does not have a record of the student's state ID, assessment reports are not sent.

Campus Parent and Campus Student Access

Parents/guardians and students can generate a paperless score report from Campus Parent and Campus Student. This requires the school to have the [Assessment Display Option](#) marked.

After logging into Campus Parent (for parents/guardian) or Campus Student (for students), navigate to **More** and select **Assessments**. Select the desired **Language** from the **California Paperless Reporting** dropdown, and click the **Generate** button. A PDF report is returned that is available for 30 minutes.



Assessment Reporting in Student Information

Classic View: Student Information > General > Paperless Assessment Reporting

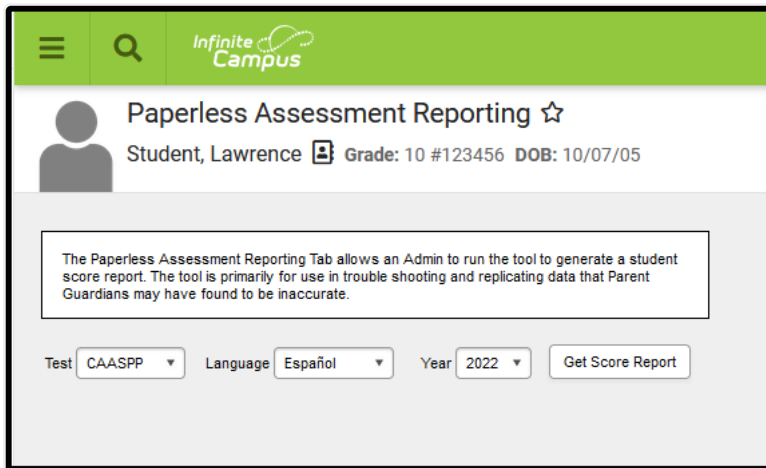
Search Terms: Paperless Assessment Reporting

1. Select the desired **Test**.
2. Select the desired **Language**.
3. Select the **Year**.
4. Click the **Get Score Report** button. The links returned are available for 30 minutes.

Score reports are available for the following Tests:

- CAASPP
- CST
- CA
- ESA
- STS
- CAST
- CAAS
- LEXQUAN

Score reports can be generated for tests from the 2018 School Year through the 2022 School Year. Clicking the **Get Score Report** without populating the dropdown fields returns a score report for all years.



Student Information Paperless Assessment Reporting

Previous Versions

[Paperless Assessment Reporting \(California\) \[.2116 - .2239\]](#)