

# Title 1 Services (Kentucky)

Last Modified on 10/22/2022 10:22 am CDT

[Understanding Title 1 Services Fields](#) | [Creating a Title 1 Services Record](#) | [Deleting a Title 1 Services Record](#) | [Title 1 and School Choice Options](#)

**Classic View:** *Student Information > General > Title 1 Services*

**Search Terms:** *Title 1 Services*

Title 1 is a federally funded program designed for the academic achievement of the disadvantaged student. For a student to participate in Title 1 Services, the school must be marked as TAS or SWP on the [Schoo](#) editor. If the school is marked as TAS, Title 1 services must be entered on the individual student's Title 1 tab.

The information entered on the Title 1 Services tab is also reported on the Title 1 Report.

See the core [Title 1](#) article for information on necessary tool rights, available Ad hoc fields, and guidance on adding and printing Title 1 records.

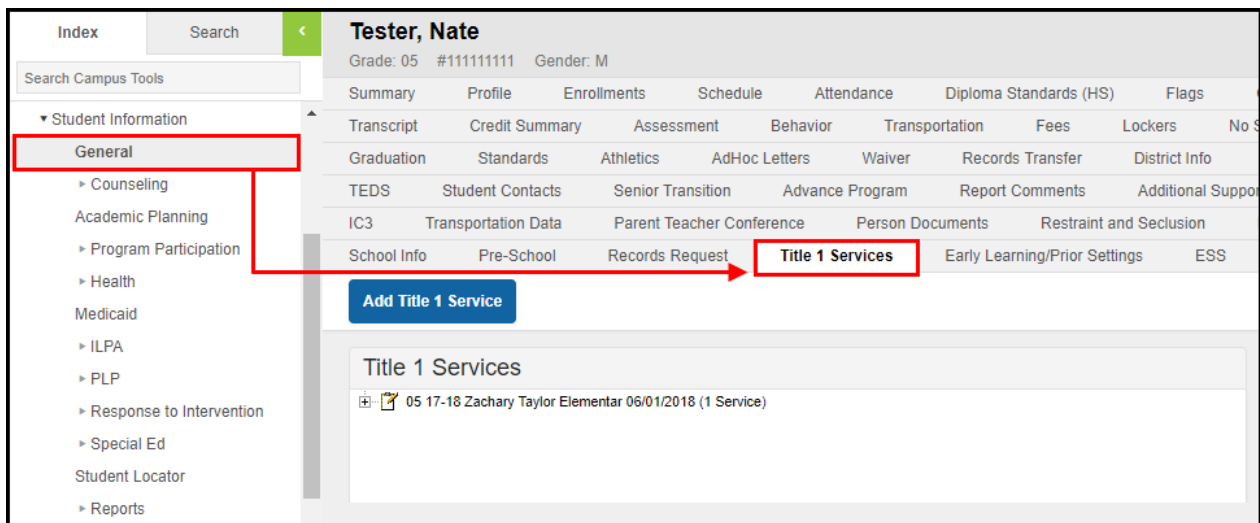


Image 1: Title 1 Services

## Understanding Title 1 Services Fields

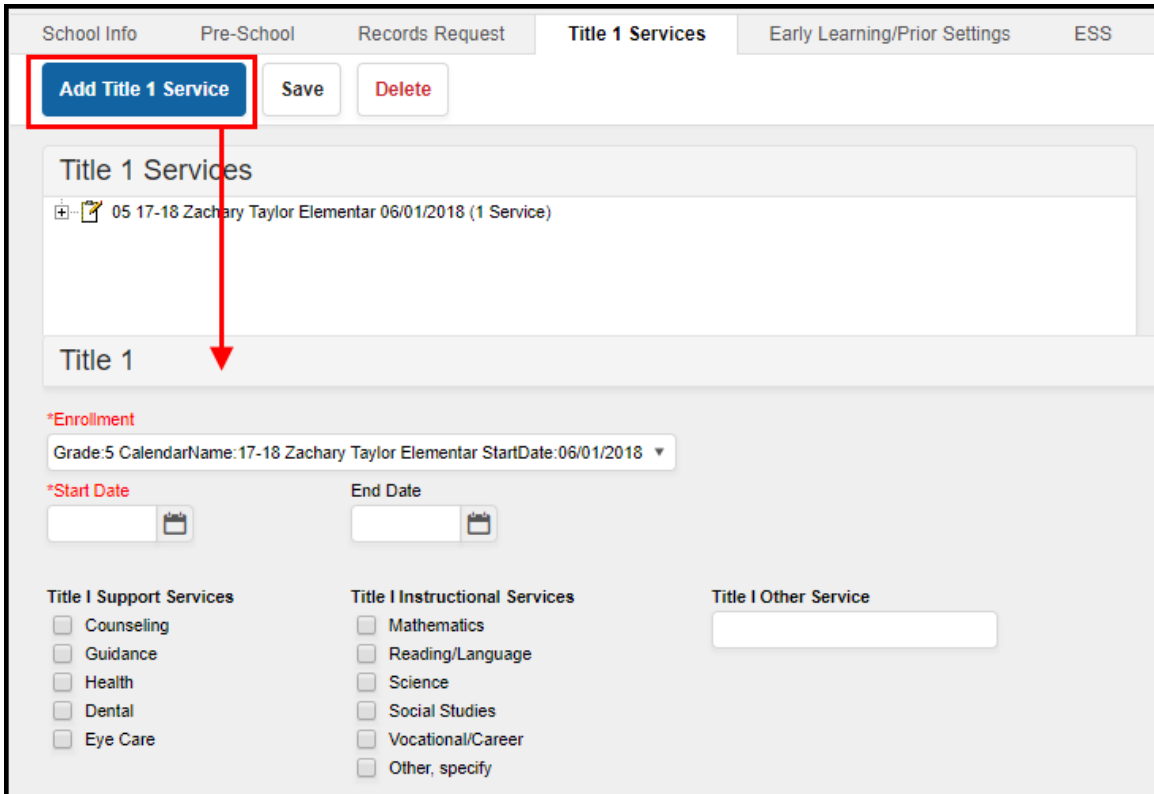
The following table defines the data elements available on the Title 1 Services tab.

Title 1 Instruction Services	Definition
Title 1 Support Services	Definition
Data Element	Definition
<b>Enrollment</b>	Selected enrollment for which student is participating in Title 1 TAS Services.
<b>Start Date</b>	Start date of involvement in program. Dates are entered in <i>mmddyy</i> format.
<b>End Date</b>	End date of involvement in program. Dates are entered in <i>mmddyy</i> format.
<b>Counseling</b>	Indicates student is receiving Counseling support services as part of Title 1.
<b>Guidance</b>	Indicates student is receiving Guidance support services as part of Title 1.
<b>Health</b>	Indicates student is receiving Health support services as part of Title 1.
<b>Dental</b>	Indicates student is receiving Dental support services as part of Title 1.
<b>Eye Care</b>	Indicates student is receiving Eye Care support services as part of Title 1.
<b>Mathematics</b>	Indicates student is receiving Mathematics instruction services as part of Title 1.
<b>Reading/Language</b>	Indicates student is receiving Reading/Language instruction services as part of Title 1.
<b>Science</b>	Indicates student is receiving Science instruction services as part of Title 1.
<b>Social Studies</b>	Indicates student is receiving Social Studies instruction services as part of Title 1.
<b>Vocational/Career</b>	Indicates student is receiving Vocational/Career instruction services as part of Title 1.
<b>Other, specify</b>	Indicates student is receiving Other instruction services as part of Title 1.
<b>Title 1 Other Service</b>	Indicates student is receiving another service not captured in Instruction or Support services as part of Title 1.

## Creating a Title 1 Services Record

The following instructions detail how to enter a Title 1 record and how to end a Title 1 record for a student.

If a school is considered full inclusion for Title 1, no Support Services or Instructional Services need to be chosen on the student's Title 1 Services tab. However, the school must be marked as SWP.



School Info Pre-School Records Request **Title 1 Services** Early Learning/Prior Settings ESS

**Add Title 1 Service** Save Delete

**Title 1 Services**

05 17-18 Zachary Taylor Elementar 06/01/2018 (1 Service)

**Title 1**

**\*Enrollment**  
Grade:5 CalendarName:17-18 Zachary Taylor Elementar StartDate:06/01/2018 ▾

**\*Start Date**   **End Date**

**Title 1 Support Services**

- Counseling
- Guidance
- Health
- Dental
- Eye Care

**Title 1 Instructional Services**

- Mathematics
- Reading/Language
- Science
- Social Studies
- Vocational/Career
- Other, specify

**Title 1 Other Service**

Image 2: Adding a New Title 1 Service Record

1. Select the **Add Title 1 Service** icon. A **Title 1** editor will appear.
2. Select the appropriate **Enrollment** from the dropdown list.
3. Enter the **Start Date** of the Title 1 program.
4. Select the appropriate **Title 1 Support Services** options from the dropdown list, if applicable.
5. Select the appropriate **Title 1 Instructional Services** options from the dropdown list.
6. Click the **Save** icon when finished.

## Deleting a Title 1 Services Record

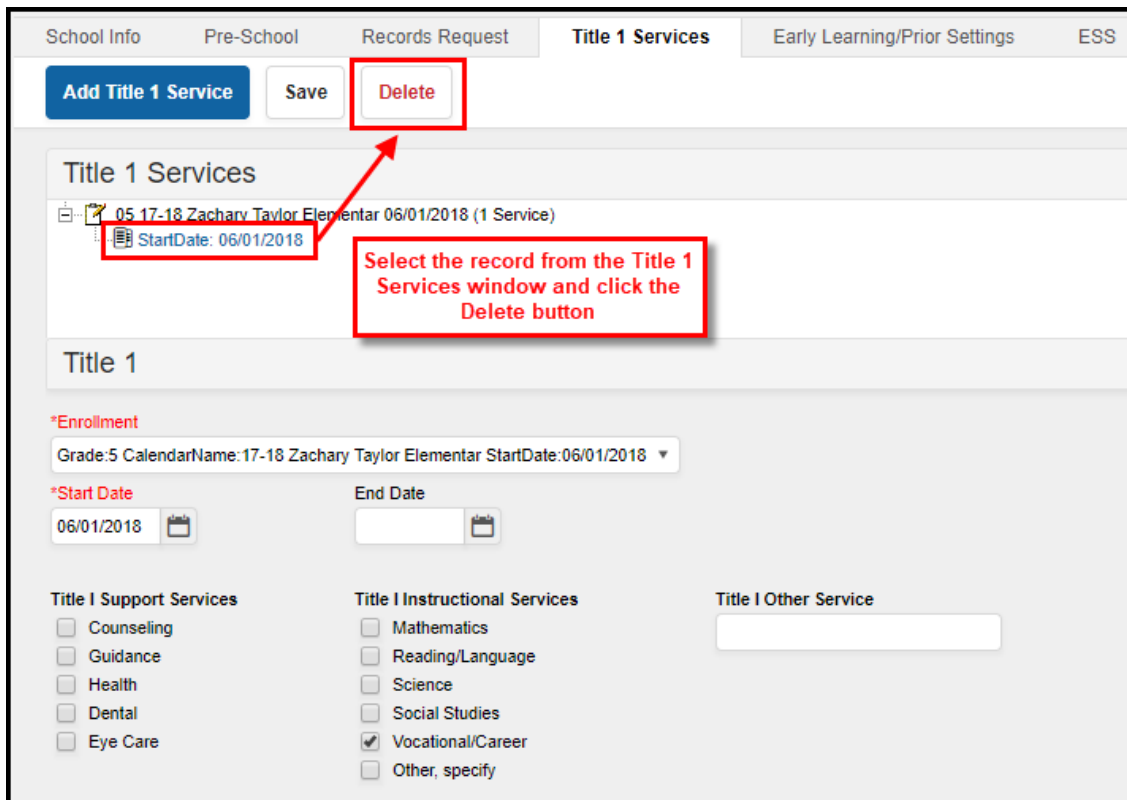


Image 3: Deleting a Title 1 Service Record

1. Select the record from the Title 1 Services window. The Title 1 editor will appear below.
2. Select the **Delete** button.

## Title 1 and School Choice Options

The following provides information on the Options used in Title 1 reporting.

### School Improvement

**Classic Path:** *Student Information > General > Enrollment > State Reporting Fields > School Choice*

**Search Terms:** School Choice

Public School Choice provides students in schools that are in Improvement, Corrective Action or Restructuring status an opportunity to attend a school that is not in Improvement status and is identified by the district as a receiving school. Public School Choice is available to all students in a Title 1 school identified in Improvement, Corrective Action or Restructuring.

This is chosen on the student's Enrollment record.

The screenshot shows the 'Enrollments' tab in the Infinite Campus system. The 'State Reporting Fields' section is expanded, showing various checkboxes for 'State Exclude' (Migrant, Immigrant, Out Of State, Program 504, Homeless, Foreign Exchange) and 'Perkins Only' (Refugee, Extra Year in Primary). A dropdown menu for 'School Choice' is highlighted with a red box, and a red arrow points to it. The dropdown menu is currently set to '01: Transferred From School Choice'. Other dropdowns for 'Living Status' and 'Unaccompanied Youth' are also visible.

Image 4: Enrollment - School Choice Selection

The following choices are available:

- **01: Transferred From School Choice:** Students whose school of residence is a Title 1 school in Improvement status and offers school choice may choose to withdraw and transfer from this school based on public school choice (must be attached to a student’s End Status enrollment record).
- **02: Transferred to School Choice:** Students whose school of residence is a Title 1 school in Improvement status and offers school choice may choose to transfer and enroll into this school based on public school choice (must be attached to a student’s Start Status enrollment record).

## Improvement Year 2, Corrective Action or Restructuring

**Classic Path:** *Student Information > General > Attendance Group*

**Search Terms:** *Attendance Group*

Supplemental Educational Services (SES) are additional academic instruction designed to increase the academic achievement of students in schools receiving Title 1, Part A services identified as in need of improvement (Year 2 or higher). These services may include academic assistance such as tutoring, remediation and other educational interventions provided outside of the regular school day. Students from schools in year 2 of Improvement and above schools who meet low income requirements are the only students eligible to receive SES services.

SES is entered on the [Attendance Group](#) tab.

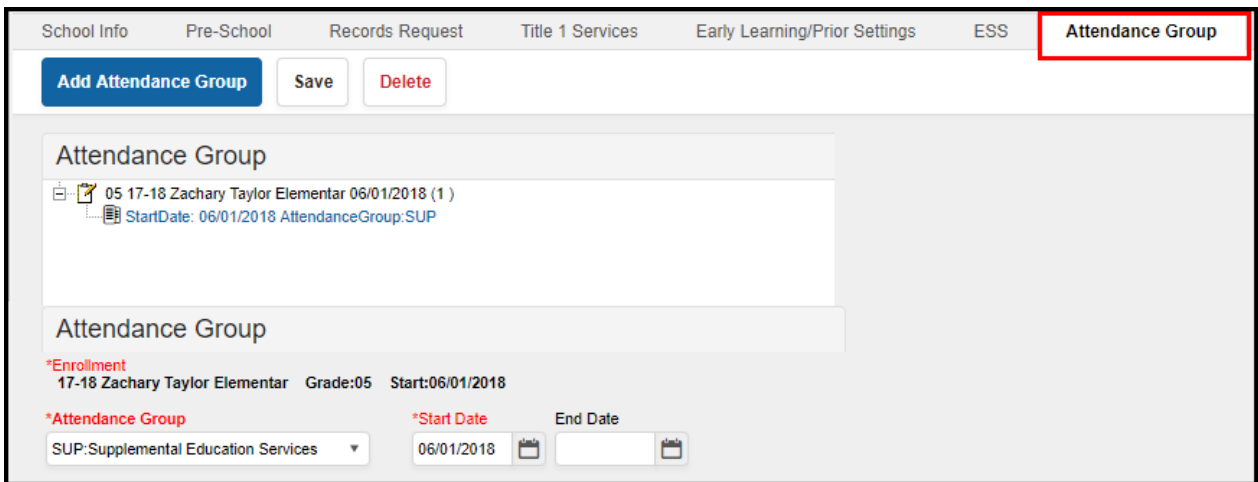


Image 5: Supplemental Education Service Attendance Group