

State Assessment Registration (New Jersey)

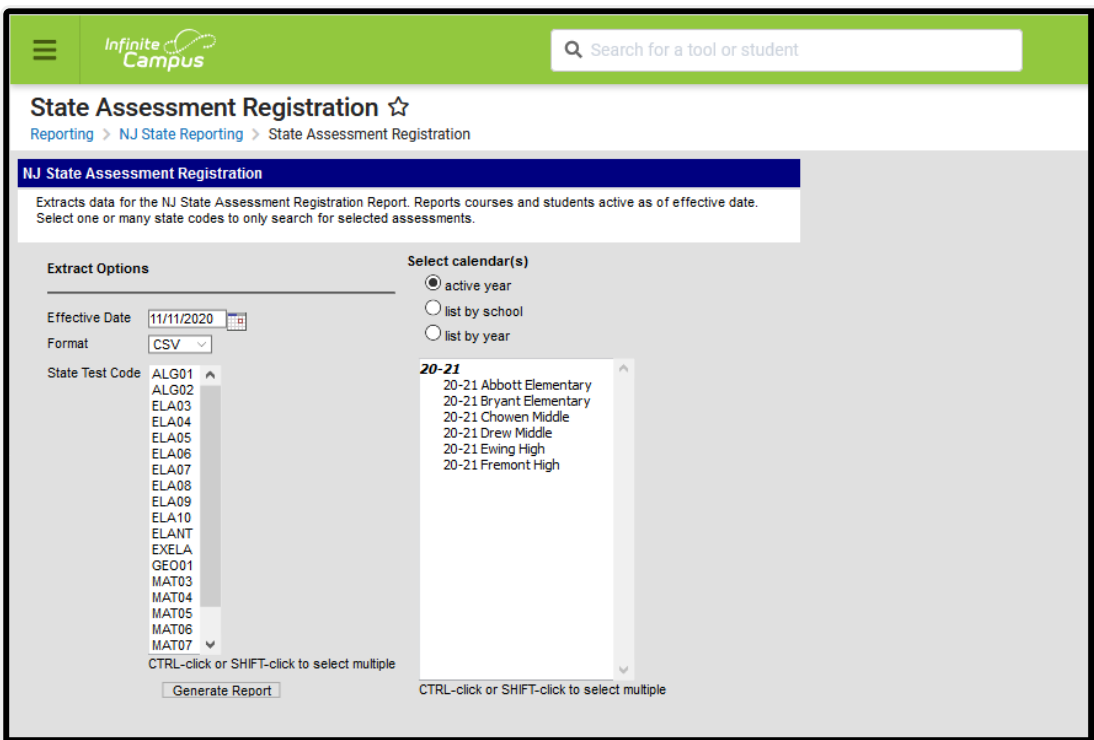
Last Modified on 10/22/2022 10:31 am CDT

[Data Setup](#) | [Report Logic](#) | [Non-Binary Gender Reporting](#) | [Report Editor](#) | [Generate the State Assessment Registration Extract](#) | [Report Layout](#)

Classic View: NJ State Reporting > State Assessment Registration

Search Terms: State Assessment Registration

The State Assessment Registration Report returns student assessment data and is used to evaluate a student's abilities for after high school graduation and for beginning a career. It reports courses and students active as of the Effective Date.



State Assessment Registration

Data Setup

The State Assessment Registration Extract requires the following items to be done prior to generating the extract:

1. [Verify state assessment codes to Custom Attribute Dictionary](#)
2. [Add assessments to Test Setup](#)
3. [Record Test Accommodations for Students](#)
4. [Add assessment to the Course Assessments tab](#)

Step 1. Verify state assessment codes are in the Attribute Dictionary

Classic View: System Administration > Custom > Attribute/Dictionary

Search Terms: Core Attribute Dictionary

Verify the State Assessment Codes are listed in the [Core Attribute Dictionary](#) within the **Test** node. These codes cannot be modified by districts.

Core Attribute/Dictionary ☆
System Settings > Custom Data and Links > Core Attribute/Dictionary

Save

Campus Attributes/Dictionary Editor

- Teacher
- Term
- Test
 - Assessment Type
 - National Code
 - Standards Type
 - State Code
 - State Code Dictionary (48 Entries)
- Subject
- TestAccommodations
- TestScore
- Title1
- TranscriptCourse

State Code Dictionary Detail

Code	Name	Seq	Value	Standard Code	Active
ELA03	Grade 03 ELA	0			X
ELA04	Grade 04 ELA	1			X
ELA05	Grade 05 ELA	2			X
ELA06	Grade 06 ELA	3			X
ELA07	Grade 07 ELA	4			X
ELA08	Grade 08 ELA	5			X
ELA09	Grade 09 ELA	6			X

State Assessment Codes

Step 2. Add assessments to Test Setup

Classic View: Assessments > Test Setup > Tests

Search Terms: Test Setup

Create a New Test for State Assessment Registration in the [Test Setup](#) tool. The following fields **MUST** be populated in order to report:

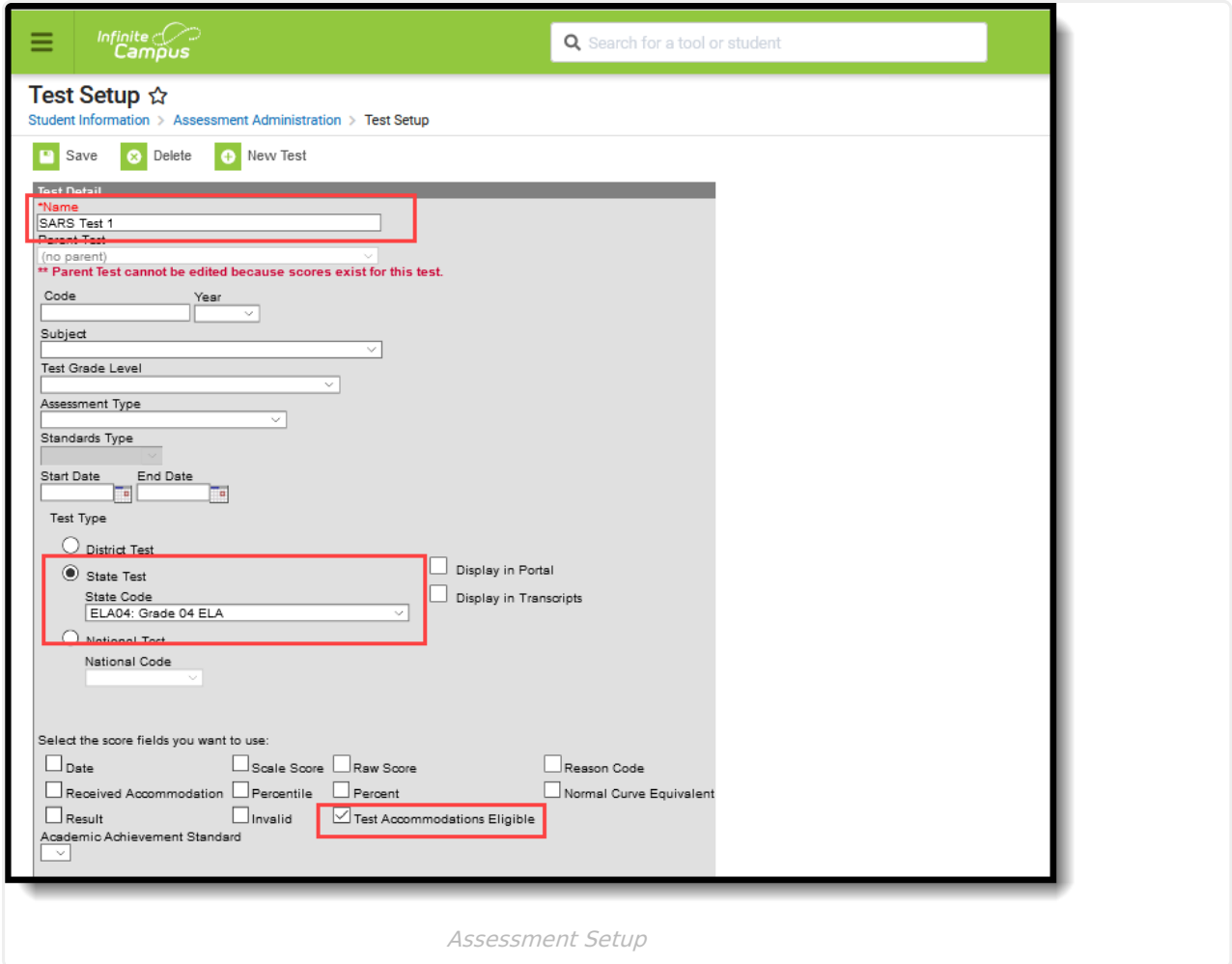
- **Name** - this field must have some reference to indicate State Assessment Registration, or be named as the name of the test.,
- **Test Type** - this field must be marked as **State Test** with the **State Code** field populated (see the list of codes in the Report Logic section)
- **Test Accommodations Eligible** - this checkbox in the Score Fields section must be marked.

When generating the report, if the State Code selected on the report editor matches the State Code populated on the test, information from that test is included in the report.

Other options can be marked as well, like the score fields and result statuses.

The following fields on the Test Detail are included in the report:

- Test Administration
- State Assessment Name
- State Code



Assessment Setup

Step 3. Record Test Accommodations for Students

Classic View: Student Information > General > Test Accommodations

Search Terms: Test Accommodations

For those students receiving test accommodations, create a record on the Test Accommodations tab. Click the **New** icon to enter a record of accommodation for each test in which the student requires an accommodation. Enter the required fields of Calendar and Assessment, and select the options for the student's accommodation as needed.

Test Accommodations ☆

Student Information > General > Test Accommodations

New Save Delete

Assessment	Calendar
SARS Test 1	20-21 Fremont High

Test Accommodation Detail

*Calendar: 20-21 Fremont High *Assessment: SARS Test 1

Test Format: [Dropdown]

Accommodations:

Extended Time: EL: English Learner Directions Read Aloud in Native Lan: POR: Portuguese

Text to Speech: 02: Text-to-Speech English for Math Text and Graphics Color Contrast: 03: Black on Light Magenta

Braille Response: [Dropdown] Emergency Accommodation: [Dropdown]

ELA Constructed Response: [Dropdown] ELA Selected Response: [Dropdown]

Response Math: [Dropdown] EL Accommodated Response: [Dropdown]

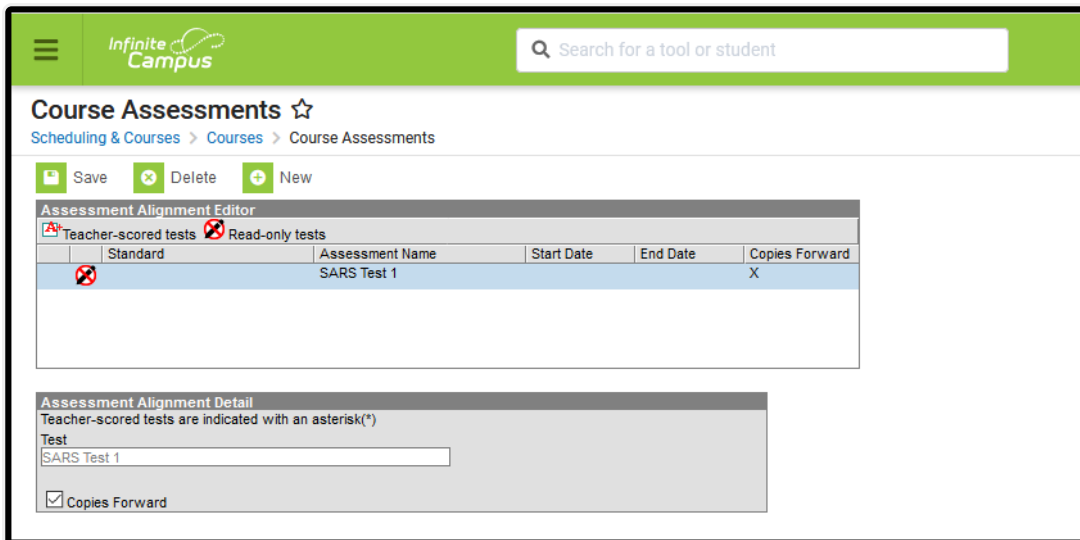
Test Accommodations

Step 4. Add Assessment to Course

Classic View: Scheduling > Courses > Course > Assessments

Search Terms: Course Assessments

In order for a test to be reported, it must be assigned to a course.



Course Assessment Editor

Report Logic

Students included in the selected ad hoc filter are included in the report. Students must have a Test Accommodations record for the selected test.

- Accommodation data reports from the matching Test Code on the report editor to the Test Code from the assessment selected on the Accommodations tab.
- If there is no matching Test Code, no data reports for the student.

The **Test Accommodations Eligible** field must be selected on the [Test Setup](#) record in order for Accommodations to display on the student's Assessment Selection list.

Students must be scheduled in a section of course with the reporting Assessment assigned to the course AND have the State Code populated with one of the following. The course associated with the assessment must be active as of the Effective date on the Extract Editor and the course's Assessment State Code must match the State Code selected on the Extract Editor.

Assessment Code	Assessment Name
ALG01	Algebra 1
ALG02	Algebra 2
ELA03	Grade 03 ELA
ELA04	Grade 04 ELA
ELA05	Grade 05 ELA
ELA06	Grade 06 ELA
ELA07	Grade 07 ELA

Assessment Code	Assessment Name
ELA08	Grade 08 ELA
ELA09	Grade 09 ELA
ELA10	Grade 10 ELA
ELAGP	ELA Graduation Proficiency Test
ELANT	Not taking NJSLA and taking DLM ELA Assessment
EXELA	Exempt from NJSLA and taking ACCESS ELLs 2.0 Assessment
EXEK2	K-2 Student Exempt from NJSLA and taking ACCESS ELLs 20.
GEO01	Geometry
MAT03	Grade 03 Math
MAT04	Grade 04 Math
MAT05	Grade 05 Math
MAT06	Grade 06 Math
MAT07	Grade 07 Math
MAT08	Grade 08 Math
MATGP	Math Graduation Proficiency Test
MATNT	Not Taking NJSLA and taking DLM Math Assessment
SC05	Grade 05 Science
SC08	Grade 08 Science
SC11	Grade 11 Science

Non-Binary Gender Reporting

Schools can assign students a gender of M: Male, F: Female or X: Non-binary. This is done on the [Identities](#) and/or the [Demographics](#) tools. **While New Jersey accepts a non-binary gender for state reporting, federal reporting standards do not. Keep this in mind for any federal reporting pulled from Infinite Campus data.**

State Reporting Extracts use the Legal Gender field included in the Protected Identity Information to report student identity information.

To properly record a gender of X:Non-Binary on the Identities tab:

1. Assign the **Gender of X:Non-Binary** in the standard identify fields.
2. Assign the **Protected Identity Information Legal Gender** field to either M: Male or F: Female.
3. Save the record when finished.

The screenshot shows the 'Identity Information' form for a student with PersonID 6202. The form includes fields for Last Name (STUDENT), First Name (GRACE), Middle Name, and Suffix. The ***Gender** field is set to 'X: Non-Binary' and is highlighted with a red box. Below this is the 'Protected Identity Information' section, which includes fields for Legal Last Name (STUDENT), Legal First Name (GRACE), Legal Middle Name, and Legal Suffix. The **Legal Gender** field is set to 'Female' and is also highlighted with a red box. At the bottom, the 'Race/Ethnicity' is listed as 'A:Asian'. A caption below the form reads 'Gender and Legal Gender Assignment'.

Report Editor

Field	Description
Effective Date	Entered date is used to return only those students who have active enrollments as of that date. Dates are entered in <i>mmddyy</i> format or can be chosen by selecting the calendar icon. This field auto-populates with the current date.
Format	Indicates the format in which the report generates. Options are CSV or HTML.
State Code	Selections indicate what Assessment type are being generated. Options are based on the Assessment State Codes available entered in the Attribute Dictionary.
Calendar Selection	At least one calendar needs to be chosen to generate the report. Calendars can be chosen by active year, by school, or by year. The calendar selected in the Campus toolbar is automatically selected.

Generate the State Assessment Registration Extract

1. Enter the **Effective Date** for the report.
2. Select the desired **Format** for the report.
3. Select the desired options from the **State Test Code** list.
4. Select the desired **Calendar** from which to report students.

5. Click the **Generate Extract** button. The extract displays in the selected format.

NJ State Assessment Registration Extract Records:4

TestAdministration	StateAssessmentTestingSiteDistrict	StateAssessmentTestingSiteSchool	StateAssessmentAccountableDistrict	StateAssessmentAccountableSchool	StateId
FA	123456	123	123456	123	1234567
FA	123456	123	123456	123	2345678
FA	123456	123	123456	123	3456789
FA	123456	123	123456	123	4567890

State Assessment Registration Extract - HTML Format

A	B	C	D	E	F	G	H	I	J	K	L	M	N	O	P		
1	TestAdmin	StateAsses	StateAsses	StateAsses	StateAsses	StateIdentificationNumber	LocalIdenti	StudentAss	LastName	FirstName	MiddleNan	DateOfBirt	Gender	HomeLang	GradeLeve	Ethnicity	Race
2	FA	123456	123	12345	123	123456789	123456	Student	Adam			#####	M	eng	9	N	N
3	FA	123456	123	12345	123	234567890	234567	Student	Brynn			#####	M	eng	9	N	N
4	FA	123456	123	12345	123	345678901	345678	Student	Calvin			#####	M	ara	11	N	N
5	FA	123456	123	12345	123	456789012	456789	Student	Deedee			#####	F	jpn	12	N	N
6																	
7																	

State Assessment Registration Extract - CSV Format

Report Layout

Data Element	Description	Location
--------------	-------------	----------

Data Element	Description	Location
Test Administration	<p>Reports the state assessment administration period selected in the Test Administration field on the Test Detail record. Options are:</p> <ul style="list-style-type: none"> • FA: NJSLA Fall Block (High School ELA/L and Math Assessments Only) • SU: NJSLA Summer Administration (High School ELA/L and Math Assessments Only) • SP: NJSLA Spring Administration (All ELA/L, Math, Science and NJGPA Proficiency) • NJ: ACCESS for ELLs or DLM Spring Administration <p><i>Alphanumeric, 2 characters</i></p>	<p>Assessment > Test Setup > Test Detail > Test Administration</p> <p>Test.testAdministration</p>
State Assessment Testing Site School	<p>Reports the school responsible for administering the test for a student whose results would be reported to the school.</p> <p><i>Numeric, 3 digits</i></p>	<p>System Administration > Resources > School > School Detail > State School Number</p> <p>School.number</p>

Data Element	Description	Location
<p>State Assessment Accountable District</p>	<p>Reports the district responsible for specific educational services and/or instruction of the student. (2-digit county code plus 4-digit district code)</p> <p>If the county number or district number is not provided, these values report from the Receiving County and Receiving District fields on the student's Enrollment record.</p> <p>If the receiving county and receiving district is not provided, a value of 00 plus the 4-digit district code reports.</p> <p><i>Numeric, 6 digits</i></p>	<p>System Administration > Resources > Counties > County Editor > Number</p> <p>County.number</p> <hr/> <p>System Administration > Resources > District Information > District Detail > State District Number</p> <p>District.number</p> <hr/> <p>Student Information > General > Enrollments > State Reporting Fields > Receiving County/District</p>
<p>State Assessment Accountable School</p>	<p>Reports a unique number or alphanumeric code assigned to the school by the school itself, the state or other agency.</p> <p><i>Numeric, 3 digits</i></p>	<p>System Administration > Resources > School > School Detail > State School Number</p> <p>School.number</p> <hr/> <p>Student Information > General > Enrollments > State Reporting Fields > Receiving School</p> <p>Enrollment.receivingSchool</p>
<p>State Identification Number</p>	<p>Reports the student's state-assigned identifier.</p> <p><i>Numeric, 10 digits</i></p>	<p>Census > People > Demographics > Person Identifiers > Student State ID</p> <p>Person.stateID</p>

Data Element	Description	Location
Local Identification Number	Reports the student's school-assigned identifier. <i>Alphanumeric, 20 characters</i>	Census > People > Demographics > Person Identifiers > Local Student Number Person. schoolNumber
Student Assessment Identifier	This field reports a blank value. <i>Numeric, 36 digits</i>	N/A
Last Name	Reports the student's last name. <i>Alphanumeric, 50 characters</i>	Census > People > Demographics > Person Information > Last Name Identity.lastName
First Name	Reports the student's first name. <i>Alphanumeric, 50 characters</i>	Census > People > Demographics > Person Information > First Name Identity.firstName
Middle Name	Reports the student's middle name. <i>Alphanumeric, 30 characters</i>	Census > People > Demographics > Person Information > Middle Name Identity.middleName
Date of Birth	Reports the student's date of birth. <i>Date field, 10 characters (YYYY-MM-DD)</i>	Census > People > Demographics > Person Information > Birth Date Identity.birthDate

Data Element	Description	Location
Gender	<p>Reports the student's gender.</p> <p>See the Non-Binary Gender Reporting section for more information.</p> <p>Alphanumeric, 1 character (M, F or X)</p>	<p>Census > People > Demographics > Person Information > Gender</p> <p>Identity.gender</p>
Home Language	<p>Reports the name of the assigned primary language the student uses to communicate at home.</p> <p><i>Alphanumeric, 3 digits</i></p>	<p>Census > People > Demographics > Person Information > Home Primary Language</p> <p>Identity.homePrimaryLanguage</p>
Grade Level	<p>Reports the student's grade level of enrollment as of when the assessment took place.</p> <p><i>Alphanumeric, 2 characters</i></p>	<p>Student Information > General > Enrollments > General Enrollment Information > Grade Level</p> <p>Enrollment.grade</p>
Ethnicity	<p>Reports the ethnic category which most clearly reflects the individual's recognition of his/her community, or with which the individual identifies.</p> <p>Reports a value of Y when Hispanic/Latino is marked. Otherwise, reports a value of N.</p> <p><i>Alphanumeric, 1 character</i></p>	<p>Census > Demographics > Race Ethnicity > Hispanic/Latino</p> <p>Identity.hispanicEthnicity</p>

Data Element	Description	Location
Race American Indian	<p>Indicates the person is of American Indian or Alaska Native ethnicity. If no value is entered, field reports NULL.</p> <p>Reports a value of Y when American Indian or Alaska Native is marked. Otherwise, reports a value of N.</p> <p><i>Alphanumeric, 1 character (Y or N)</i></p>	<p>Census > People > Demographics > Person Information > Race Ethnicity > American Indian or Alaska Native</p> <p>RaceEthnicity.code</p>
Race Asian	<p>Indicates the person is of Asian ethnicity. If no value is entered, field reports NULL.</p> <p>Reports a value of Y when Asian is marked. Otherwise, reports a value of N.</p> <p><i>Alphanumeric, 1 character (Y or N)</i></p>	<p>Census > People > Demographics > Person Information > Race Ethnicity > Asian</p> <p>RaceEthnicity.code</p>
Race Black	<p>Indicates the person is of Black or African American ethnicity. If no value is entered, field reports NULL.</p> <p>Reports a value of Y when Black or African American is marked. Otherwise, reports a value of N.</p> <p><i>Alphanumeric, 1 character (Y or N)</i></p>	<p>Census > People > Demographics > Person Information > Race Ethnicity > Black or African American</p> <p>RaceEthnicity.code</p>

Data Element	Description	Location
Race Pacific	<p>Indicates the person is of Native Hawaiian or Other Pacific Islander ethnicity. If no value is entered, field reports NULL.</p> <p>Reports a value of Y when Native Hawaiian or Other Pacific Islander is marked. Otherwise, reports a value of N.</p> <p><i>Alphanumeric, 1 character (Y or N)</i></p>	<p>Census > People > Demographics > Person Information > Race Ethnicity > Hawaiian or Pacific Islander</p> <p>RaceEthnicity.code</p>
Race White	<p>Indicates the person is of Caucasian ethnicity. If no value is entered, field reports NULL. Reports a value of Y when White is marked. Otherwise, reports a value of N.</p> <p><i>Alphanumeric, 1 character (Y or N)</i></p>	<p>Census > People > Demographics > Person Information > Race Ethnicity > White</p> <p>RaceEthnicity.code</p>
Filler Field	<p>N/A</p>	<p>N/A</p>
Race Multi	<p>Indicates the person identifies with more than one race/ethnicity.</p> <p><i>Alphanumeric, 1 character (Y or N)</i></p>	<p>Census > People > Demographics > Person Information > Race Ethnicity</p> <p>RaceEthnicity.code</p>

Data Element	Description	Location
English Learner	<p>Indicates the student is an English Language Learner.</p> <p>Reports a value of Y when EL Program Status is EL.</p> <p><i>Alphanumeric, 1 character (Y or N)</i></p>	<p>Student Information > Program Participation > English Learners (EL) > EL Services > Service Type</p> <p>LEP.lep</p>
Title III ELL Status	<p>Indicates the English Learners (EL) student is served by an English language instruction educational program supported with Title III of ESEA funds.</p> <p>Reports Y if value assigned on EL tab is EL.</p> <p><i>Alphanumeric, 1 character (Y or N)</i></p>	<p>Student Information > Program Participation > English Learners (EL) > EL > Program Status</p> <p>LEP.lep</p>
Gifted and Talented	<p>Indicates the student is participating in and served by a Gifted/Talented program.</p> <p><i>Alphanumeric, 1 character (Y or N)</i></p>	<p>Student Information > General > Enrollments > State Reporting Fields > Gifted and Talented</p> <p>Enrollment.giftedTalented</p>

Data Element	Description	Location
Migrant Status	<p>Indicates students who are, or whose parents/spouses are, migratory agricultural workers, including migratory dairy workers, or migratory fishers, and who, in the preceding 36 months, in order to obtain, or accompany such parents or spouses , in order to obtain, temporary or seasonal employment in agriculture or fishing work</p> <p><i>Alphanumeric, 1 character (Y or N)</i></p>	<p>Student Information > General > Enrollments > State Reporting Fields > Migrant</p> <p>Enrollment.migrant</p>
Economic Disadvantage Status	<p>Indicates the student receives free and reduced lunches. Reports Y if FRAM Eligibility is Free or Reduced Price.</p> <p><i>Alphanumeric, 1 character (Y or N)</i></p>	<p>FRAM > Eligibility</p> <p>Eligibility.eligibility</p>

Data Element	Description	Location
<p>Student with Disabilities 504 Eligibility</p>	<p>Indicates the student has a disability and is being served with Special Education services.</p> <ul style="list-style-type: none"> • If Special Ed Status is Y, reports a value of IEP • If Special Ed Status is Y and Section 504 is marked, reports a value of B • If Section 504 is marked and Special Ed Status is NULL or N, reports a value of 504 • If Special Ed Status is N, reports a value of N <p><i>Alphanumeric, 3 characters</i></p>	<p>Student Information > General > Enrollments > Special Ed Fields > Special Ed Status</p> <p>Enrollment.spedStatus</p> <hr/> <p>State Reporting Fields > Section 504</p> <p>Enrollment.section504</p>
<p>Primary Disability Type</p>	<p>Reports the student's assigned disability type when the Student with Disabilities field is Yes.</p> <p><i>Alphanumeric, 3 characters</i></p>	<p>Student Information > General > Enrollments > Special Education Fields > Primary Disability</p> <p>Enrollment.primaryDisability</p>

Data Element	Description	Location
ELL Exempt From Taking LAL	<p>Indicates the student is a Spanish or Non-Spanish speaking EL student in his/her first year of enrollment in United States schools, and is in a language assistance program. Therefore, the student is not required to participate in the Language Arts Literacy test section.</p> <p>Reports a value of Y when checkbox is marked.</p> <p><i>Alphanumeric, 1 character (Y or N)</i></p>	<p>Student Information > General > Enrollments > State Reporting Fields > Exempt Taking LAL</p> <p>Enrollment.exemptTakingLAL</p>
Homeless Status	<p>Indicates whether the student is homeless.</p> <p>Reports a value of Y when there is an active Homeless record.</p> <p>Otherwise, reports a value of N.</p> <p><i>Alphanumeric, 1 character (Y or N)</i></p>	<p>Student Information > Program Participation > Homeless</p> <p>Enrollment.homeless</p>

Data Element	Description	Location
Exempt from Passing	<p>Indicates the student's IEP team determines in which assessment the student participates.</p> <ul style="list-style-type: none"> • Reports a value of E if Exempt Passing LAL is marked. • Reports a value of M if Exempt Passing Math is marked. • Reports a value of B of both Exempt Passing Math and LAL is marked. <p><i>Alphanumeric, 1 character</i></p>	<p>Student Information > General > Enrollments > Assessment Reporting Fields > Exempt Passing Math, Exempt Passing LAL</p> <p>Enrollment.exempt PassingLAL</p> <p>Enrollment.exempt PassingMath</p>
NJ ELL Status	<p>Indicates whether an EL student in grades 03-08 has been enrolled in schools in the United States for less than two years. The following logic is based on 2015-16 calendars; dates should be adjusted based on selected calendar years.</p> <ul style="list-style-type: none"> • Reports a value of 1 if EL Status is EL and EL Program Identified Date is greater than or equal to July 2015. • Reports a value of 1 if EL Status = EL and EL Program Identified Date is between July 1, 	<p>Student Information > Program Participation > English Learners (EL) > Program Status</p> <p>Lep.programStatus</p>

Data Element	Description 2014 and June 30, 2015.	Location
	<ul style="list-style-type: none"> • Reports a value of 2 if EL Status = EL and EL Program Identified Date is between July 1, 2013 and June 30, 2014. • Reports a value of 3 if EL Status is EL and EL Program Identified Date is before July 1, 2013 • Reports a value of F1 if EL Status is Exited and Program Exit Date is on or after July 1, 2014 • Reports a value of F2 if EL Status is Exited and Program Exit Date is between July 1, 2013 and June 30, 2014 • Reports a value of Y if EL Status is EL and EL Program Identified Date is null. • Reports a value of R if EL Status is EL and Parent Declined is marked. • Reports a value of RE if EL Status is Exited and Parent Declined is marked. <p><i>Alphanumeric, 3 characters</i></p>	

Data Element	Description	Location
Former IEP	<p>Reports the code associated with the student's Special Ed Exit Date, if selected. Otherwise, a blank value reports.</p> <p>Reports F1 if the Special Ed Exit Date is on or after 07/01/16. Reports F2 if the Special Ed Exit Date is between 07/01/15 and 06/30/16.</p> <p><i>Alphanumeric, 2 characters</i></p>	<p>Student Information > General > Enrollments > Special Ed Fields > Special Ed Exit Date</p> <p>Enrollment.spedExitDate</p>
Special Education Placement	<p>Reports the student's Placement Group code, if selected.</p> <p><i>Numeric, 2 digits</i></p>	<p>Student Information > General > Enrollments > Special Ed Fields > Placement Group</p> <p>Enrollment.specialEdSetting</p>
State Assessment Name	<p>Reports the state assessment name being reported. Two records report for each student - one for ELA and one for Math.</p> <p>Reports a value of 1-5 value associated with the state code.</p> <ul style="list-style-type: none"> • 1 - NJSLA or NJGPA • 2 - ACCESS for ELLs 2.0 • 3 - DLM • 4 - ACCESS for ELLs 2.0 and DLM • 5 - NJSLA/NJGPA and ACCESS for ELLs 2.0 <p><i>Numeric, 1 digit</i></p>	<p>Student Information > General > Assessments</p> <hr/> <p>Assessment > Test Setup > Test Detail > Assessment Type</p> <p>Test.assessmentType</p>

Data Element	Description	Location
Date First Enrolled in US School	<p>Reports the month, day and year of an ELL student's initial enrollment into a US school.</p> <p>Reports the date associated with the student's Date Entered US School value if English Learner status is Y.</p> <p>Reports blank if English Learner status is N or if no value is entered.</p> <p><i>Date field, 10 characters (MM/DD/YYYY)</i></p>	<p>Census > People > Demographics > Date Entered US School</p> <p>Identity.dateEnteredUS</p>
ELL Accommodation	<p>Indicates the student requires accommodations for the given assessment. Reports Y when there is an active ESL Code 31321; otherwise, reports N.</p> <p><i>Alphanumeric, 1 character (Y or N)</i></p>	<p>Student Information > General > Test Accommodations > EL Accommodation</p> <p>TestAccommodations.ELAccommodation</p>
Paper Tier	<p>This field reports blank.</p>	<p>N/A</p>
Alternate Access Tester	<p>This field reports blank.</p>	<p>N/A</p>
State Field 13	<p>This field reports blank.</p>	<p>N/A</p>
Filler Field	<p>This field reports blank.</p>	<p>N/A</p>

Data Element	Description	Location
Filler Field	This field reports blank.	N/A
Session Name	<p>Reports the description of where an assessment is administered. Reports the course name and section number.</p> <p><i>Alphanumeric, 50 characters</i></p>	<p>Scheduling > Courses > Course > Course Name, Section > Section Number</p> <p>Course.name</p> <hr/> <p>Scheduling > Courses > Course > Section > Section Number</p> <p>Section.number</p>
Class Name	<p>Reports the description of a group of course section rosters. Reports the course number and section number.</p> <p><i>Numeric, 45 characters</i></p>	<p>Scheduling > Courses > Course > Course Name, Section > Section Number</p> <p>Course.name</p> <hr/> <p>Scheduling > Courses > Course > Section > Section Number</p> <p>Section.number</p>
Test Administrator	<p>Reports the primary teacher of the course section for the student.</p> <p><i>Numeric, 8 digits</i></p>	<p>Census > People > Demographics > Person Identifiers > Staff State ID</p> <p>Person.stateStaffNumber</p>
Staff Member Assigned	<p>A unique number or alphanumeric code assigned to a staff member by a school, school system, a state, registry, or other agency or entity.</p> <p><i>Numeric, 8 digits</i></p>	<p>Census > People > Demographics > Person Identifiers > Staff State ID</p> <p>Person.stateStaffNumber</p>
Test Code	<p>Reports the assessment state code.</p> <p><i>Alphanumeric, 5 characters</i></p>	<p>Scheduling > Courses > Course > Assessment > State Code</p> <p>Test.stateCode</p>

Data Element	Description	Location
Test Format	<p>Indicates how the student took the test - either Paper or Online. This value must match the participation confirmation email.</p> <p><i>Alphanumeric, 1 character (P or O)</i></p>	<p>Student Information > General > Test Accommodations > Test Format</p> <p>TestAccommodations.testFormat</p>
NJSLAR Retest	<p>Indicates if the student is retaking the test (if the student failed a prior attempt and is eligible to retake).</p> <p><i>Alphanumeric, 1 character (Y or N)</i></p>	<p>Student Information > General > Test Accommodations > Retest</p> <p>TestAccommodations.retest</p>
First High School Math Assessment	<p>Indicates whether this is the first mathematics assessment the student has registered for as a high school student.</p> <p>Reports Y when the checkbox is marked on the Test Accommodations record; otherwise, reports a blank value.</p> <p><i>Alphanumeric, 1 character (Y or N)</i></p>	<p>Student Information > General > Test Accommodations > 1st Math Assessment</p> <p>TestAccommodations.mathAssessment</p>

Data Element	Description	Location
<p>Frequent Breaks</p>	<p>Indicates the student is allowed to take breaks, at their request, during the testing session.</p> <p>Reports Y when the checkbox is marked on the Test Accommodations record; otherwise, reports a blank value.</p> <p><i>Alphanumeric, 1 character (Y)</i></p>	<p>Student Information > General > Test Accommodations > Frequent Breaks</p> <p>TestAccommodations.frequentBreaks</p>
<p>Alternate Location</p>	<p>Indicates the student sits in a specifically assigned location during the testing session.</p> <p>Reports Y when the checkbox is marked on the Test Accommodations tab; otherwise, reports a blank value.</p> <p><i>Alphanumeric, 1 character (Y)</i></p>	<p>Student Information > General > Test Accommodations > Separate Location</p> <p>TestAccommodations.altTestingLocation</p>

Data Element	Description	Location
Small Testing Group	<p>Indicates the student is tested in a separate location with a small group of students.</p> <p>Reports Y when the checkbox is marked on the Test Accommodations tab; otherwise, reports a blank value.</p> <p><i>Alphanumeric, 1 character (Y)</i></p>	<p>Student Information > General > Test Accommodations > Small Testing Group</p> <p>TestAccommodations.smallTestingGroup</p>
Specialized Equipment	<p>Indicates the student is provided with specialized equipment or furniture.</p> <p>Reports Y when the checkbox is marked on the Test Accommodations tab; otherwise, reports a blank value.</p> <p><i>Alphanumeric, 1 character (Y)</i></p>	<p>Student Information > General > Test Accommodations > Special Equipment</p> <p>TestAccommodations.specializedEquipment</p>
Specified Area or Setting	<p>Indicates the student is provided with specified area or setting.</p> <p>Reports Y when the checkbox is marked on the Test Accommodations tab; otherwise, reports a blank value.</p> <p><i>Alphanumeric, 1 character (Y)</i></p>	<p>Student Information > General > Test Accommodations > Specified Location</p> <p>TestAccommodations.specifiedAreaorSetting</p>

Data Element	Description	Location
Time of Day	<p>Indicates the student is tested at a specific time of the day.</p> <p>Reports Y when the checkbox is marked on the Test Accommodations tab; otherwise, reports a blank value.</p> <p><i>Alphanumeric, 1 character (Y)</i></p>	<p>Student Information > General > Test Accommodations > Specified Location</p> <p>TestAccommodations.timeOfDay</p>
Answer Masking	<p>Indicates the student is provided with masks to cover portions of the assessment questions until needed.</p> <p>Reports Y when the checkbox is marked on the Test Accommodations tab; otherwise, reports a blank value.</p> <p><i>Alphanumeric, 1 character (Y)</i></p>	<p>Student Information > General > Test Accommodations > Masking</p> <p>TestAccommodations.masking</p>

Data Element	Description	Location
Read Assessment Aloud	<p>Indicates the student reads the assessment aloud to themselves and may use an external device such as a whisper phone. The student must be tested in a separate setting.</p> <p>Reports Y when the checkbox is marked on the Test Accommodations tab; otherwise, reports a blank value.</p> <p><i>Alphanumeric, 1 character (Y)</i></p>	<p>Student Information > General > Test Accommodations > Student Reads to Themselves</p> <p>TestAccommodations.studentTeadsToThemselves</p>
Color Contrast	<p>Indicates the student is provided with tools that invert the foreground and background colors for readability.</p> <p>Reports the value selected in the dropdown list.</p> <p><i>Numeric, 2 digits</i></p>	<p>Student Information > General > Test Accommodations > Color Contrast</p> <p>TestAccommodations.colorContrast</p>

Data Element	Description	Location
<p>ASL Video</p>	<p>Indicates the student is administered the assessment using computer-based testing where American Sign Language content is provided to the student by a human signer through a video.</p> <p>Reports Y when the checkbox is marked on the Test Accommodations tab; otherwise, reports a blank value.</p> <p><i>Alphanumeric, 1 character (Y)</i></p>	<p>Student Information > General > Test Accommodations > ASL Video</p> <p>TestAccommodations.aslVideo</p>
<p>Screen Reader</p>	<p>Indicates the student with visual impairments is provided a screen reader for the assessment.</p> <p>Reports Y when the checkbox is marked on the Test Accommodations tab; otherwise, reports a blank value.</p> <p><i>Alphanumeric, 1 character (Y)</i></p>	<p>Student Information > General > Test Accommodations > Asst Tech Screen Reader</p> <p>TestAccommodations.atScreenreader</p>

Data Element	Description	Location
Non-Screen Reader	<p>Indicates the student without visual impairments is provided a screen reader for the assessment.</p> <p>Reports Y when the checkbox is marked on the Test Accommodations tab; otherwise, reports a blank value.</p> <p><i>Alphanumeric, 1 character (Y)</i></p>	<p>Student Information > General > Test Accommodations > Asst Tech Non-Screen Reader</p> <p>TestAccommodations.nonScreenReader</p>
Closed Captioning for ELA	<p>Indicates the student is administered the test using Closed Captioning functionality.</p> <p>Reports Y when the checkbox is marked on the Test Accommodations tab; otherwise, reports a blank value.</p> <p><i>Alphanumeric, 1 character (Y)</i></p>	<p>Student Information > General > Test Accommodations > Closed Captioning</p> <p>TestAccommodations.closedCaptions</p>

Data Element	Description	Location
<p>Refreshable Braille Display for ELA</p>	<p>Indicates the student is assigned an online form for Braille in conjunction with Screen Reader.</p> <p>Reports Y when the checkbox is marked on the Test Accommodations tab; otherwise, reports a blank value.</p> <p><i>Alphanumeric, 1 character (Y)</i></p>	<p>Student Information > General > Test Accommodations > Braille Display for ELA</p> <p>TestAccommodations.brailleDisplay</p>
<p>Alternate Representation Paper</p>	<p>Indicates the student requires paper and pencil test format as an approved accommodation.</p> <p>Reports Y when the checkbox is marked on the Test Accommodations tab; otherwise, reports a blank value.</p> <p><i>Alphanumeric, 1 character (Y)</i></p>	<p>Student Information > General > Test Accommodations > Alternate Representation Paper Test</p> <p>TestAccommodations.altRepresentationPaperTest</p>

Data Element	Description	Location
<p>Large Print Paper</p>	<p>Indicates the student receives a large print test booklet with the text increased 150% to an 18 point font.</p> <p>Reports Y when the checkbox is marked on the Test Accommodations tab; otherwise, reports a blank value.</p> <p><i>Alphanumeric, 1 character (Y)</i></p>	<p>Student Information > General > Test Accommodations > Large Print</p> <p>TestAccommodations.largePrint</p>
<p>Braille with Tactile Graphics Paper</p>	<p>Indicates the student receives a Braille booklet with embedded tactile graphics.</p> <p><i>Numeric, 2 digits</i></p>	<p>Student Information > General > Test Accommodations > Braille with Tactile Graphics</p> <p>TestAccommodations.tactileGraphics</p>
<p>Speech to Text and Word Prediction</p>	<p>Indicates whether the student needs to log into a CoWriter and Read & Write software for use with TextNav.</p> <p>Reports Y when the checkbox is marked on the Test Accommodations tab; otherwise, reports a blank value.</p> <p><i>Alphanumeric, 1 character (Y)</i></p>	<p>Student Information > General > Test Accommodations > Read & Write Software</p> <p>TestAccommodations.readAndWrite</p>

Data Element	Description	Location
Human Signer	<p>Indicates the student records answers directly in the test book. Responses must be transcribed verbatim by a test administrator in a student's answer book or answer sheet.</p> <p>Reports Y when the checkbox is marked on the Test Accommodations tab; otherwise, reports a blank value.</p> <p><i>Alphanumeric, 1 character (Y)</i></p>	<p>Student Information > General > Test Accommodations > Human Signer Test Directions</p> <p>TestAccommodations.humanSigner</p>
Answers Recorded Paper	<p>Indicates the student records answers directly in the test book. Responses must be transcribed verbatim by a test administrator in a student's answer book or answer sheet.</p> <p>Reports Y when the checkbox is marked on the Test Accommodations tab; otherwise, reports a blank value.</p> <p><i>Alphanumeric, 1 character (Y)</i></p>	<p>Student Information > General > Test Accommodations > Answers Recorded</p> <p>TestAccommodations.dictatedOralResponse</p>

Data Element	Description	Location
Braille Response	<p>Indicates a student who is blind or visually impaired and their responses are captured by a Braille Writer or Notetaker. Reports the code selected in the dropdown list.</p> <p><i>Numeric, 2 digits</i></p>	<p>Student Information > General > Test Accommodations > Braille Response</p> <p>TestAccommodations.brailleResponse</p>
Calculation Device and Mathematics Tool	<p>Indicates the student is allowed to use a calculator as an accommodation, including for items in test sections designated as non-calculator sections. Reports the selected code from the Test Accommodations tab; otherwise, reports a blank value.</p> <p><i>Alphanumeric, 1 character</i></p>	<p>Student Information > General > Test Accommodation > Mathematics Tools</p> <p>TestAccommodations.calculator</p>
Constructed Response ELA	<p>Indicates a student's response is captured by an external Speech to Text device, external AT device, Human Scribe or Signer for Constructed Response item types. Reports the code selected in the dropdown list.</p> <p><i>Numeric, 2 digits</i></p>	<p>Student Information > General > Test Accommodations > ELA/L Constructed Response</p> <p>TestAccommodations.constructedResponse</p>

Data Element	Description	Location
<p>Selected Response ELA</p>	<p>Indicates a student's response is captured by an external Speech to Text device, external AT device, Human Scribe or Signer for Selected Response or Technology Enhanced items types.</p> <p>Reports the selected code.</p> <p><i>Numeric, 2 digits</i></p>	<p>Student Information > General > Test Accommodations > ELA/L Selected Response</p> <p>TestAccommodations.selectedResponse</p>
<p>Response Math</p>	<p>Indicates a student's response is captured by an external Speech to Text device, external AT device, Human Scribe or Signer.</p> <p>Reports the selected code.</p> <p><i>Numeric, 2 digits</i></p>	<p>Student Information > General > Test Accommodations > Mathematics Response</p> <p>TestAccommodations.mathResponse</p>

Data Element	Description	Location
<p>Monitor Test Response</p>	<p>Indicates The test administrator or assigned accommodator monitors proper placement of student responses on a test book/answer sheet or within a computer based test. The test examiner or assigned accommodator cannot assist the student with changing a response.</p> <p>Reports Y when the checkbox is marked on the Test Accommodations tab; otherwise, reports a blank value.</p> <p><i>Alphanumeric, 1 character (Y)</i></p>	<p>Student Information > General > Test Accommodations > Monitor Test Response</p> <p>TestAccommodations.monitorTestResponse</p>
<p>Word Prediction</p>	<p>Indicates the student uses a word prediction external device that provides a bank of frequently or recently used words as a result of the student entering the first few letters of a word.</p> <p>Reports Y when the checkbox is marked on the Test Accommodations tab; otherwise, reports a blank value.</p> <p><i>Alphanumeric, 1 character (Y)</i></p>	<p>Student Information > General > Test Accommodations > Word Prediction</p> <p>TestAccommodations.wordPrediction</p>

Data Element	Description	Location
Directions Clarified in Native Language	<p>Indicates the test administrator clarifies general administration instructions only.</p> <p>Reports Y when the checkbox is marked on the Test Accommodations tab; otherwise, reports a blank value.</p> <p><i>Alphanumeric, 1 character (Y)</i></p>	<p>Student Information > General > Test Accommodations > Direction in Native Language</p> <p>TestAccommodations.ell</p>
Directions Read Aloud in Native Language	<p>Indicates the test administrator reads aloud, and repeats as needed, test directions in the students' native language.</p> <p>Reports the code selected in the dropdown list on the Test Accommodations tab.</p> <p><i>Alphanumeric, 3 characters</i></p>	<p>Student Information > General > Test Accommodations > Test Admin Read Quest Aloud</p> <p>TestAccommodations.testAdminReadQuestAloud</p>
English Learner Accommodated Response	<p>Indicates a student's response is captured by an external Speech-to-Text device or Human Scribe.</p> <p><i>Numeric, 2 digits</i></p>	<p>Student Information > General > Test Accommodations > English Learner Response</p> <p>TestAccommodations.ResponseEL</p>

Data Element	Description	Location
<p>Translation of Math</p>	<p>Indicates the student is assigned the form administered for testing based on another language other than English.</p> <p>Reports SPA when the checkbox is marked on the Test Accommodations tab; otherwise, reports a blank value.</p> <p><i>Alphanumeric, 1 character (Y)</i></p>	<p>Student Information > General > Test Accommodations > Translation of Math Assessment</p> <p>TestAccommodations.mathTranslationInPaper</p>
<p>Word to Word Dictionary</p>	<p>Indicates the student uses a published word-to-word hand held dictionary.</p> <p>Reports Y when the checkbox is marked on the Test Accommodations tab; otherwise, reports a blank value.</p> <p><i>Alphanumeric, 1 character (Y)</i></p>	<p>Student Information > General > Test Accommodations > Dictionary in Native Language</p> <p>TestAccommodations.dictionaryInNativeLang</p>

Data Element	Description	Location
<p>Text-to-Speech</p>	<p>Indicates the student uses software to render text on the assessment into a read-aloud content.</p> <p>Reports the selected code.</p> <ul style="list-style-type: none"> • 01: Text-to-Speech English for ELA/L Text and Graphics • 02: Text-to-Speech English for Math Text and Graphics • 03: Text-to-Speech English for Math Text Only • 04: Text-to-Speech Spanish for Math, Science Text and Graphics • 05: Text-to-Speech Spanish for Math Text Only <p><i>Numeric, 2 digits</i></p>	<p>Student Information > General > Test Accommodations > Text-to-Speech</p> <p>TestAccommodations.textToSpeech</p>
<p>Human Reader or Signer</p>	<p>Indicates the test is read aloud or signed to the student.</p> <p>Reports the selected code.</p> <p><i>Numeric, 2 digits</i></p>	<p>Student Information > General > Test Accommodations > Human Reader/Signer</p> <p>TestAccommodations.readerSigner</p>

Data Element	Description	Location
<p>Unique Accommodation</p>	<p>Indicates the student has an accommodation that is not listed in the State Assessment Registration Accessibility Features and Accommodations Manual but is identified in the student's IEP, 504 plan or EL plan.</p> <p>Reports Y when the checkbox is marked on the Test Accommodations tab; otherwise, reports a blank value.</p> <p><i>Alphanumeric, 1 character (Y)</i></p>	<p>Student Information > General > Test Accommodations > Unique Accommodation</p> <p>TestAccommodations.uniqueAccommodation</p>
<p>Emergency Accommodation</p>	<p>Indicates the student has an emergency accommodation when a temporary disabling condition occurs that interferes with test performance shortly before or during the State Assessment Registration assessment window.</p> <p>Reports the selected code.</p> <p><i>Numeric, 2 digits</i></p>	<p>Student Information > General > Test Accommodations > Emergency Accommodation</p> <p>TestAccommodations.emergencyAccommodation</p>

Data Element	Description	Location
Extended Time	<p>Indicates extended time for completion of the test is provided to the student.</p> <p>Reports the value selected in the dropdown list.</p> <p><i>Alphanumeric, 6 characters</i></p>	<p>Student Information > General > Test Accommodations > Extended Time</p> <p>TestAccommodations.extendedTime</p>
End of Record	<p>Reports a blank value.</p>	<p>N/A</p>