Register Report (New Jersey)

Last Modified on 10/22/2022 10:31 am CDT

Report Logic | Report Editor Details | Generate the Report | Report Layouts

Classic Path: NJ State Reporting > Register

Search Terms: Register

This report is required by New Jersey Administrative Code (N.J.A.C.) 6A:32-8 that documents each school district's continuous cycle of enrolling students, recording daily attendance, reporting dropouts, and submitting year-end attendance to the DOE.

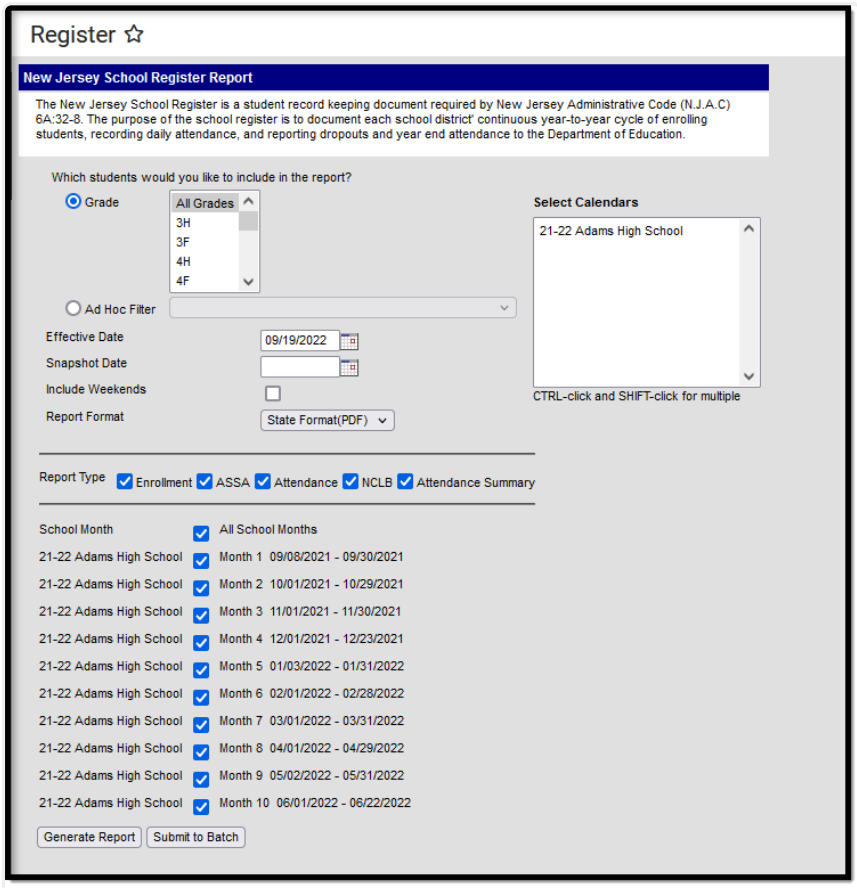

Image 1: New Jersey School Register Report Editor

Report Logic

The Register Report collects student enrollment data and attendance data by grade or by self-contained special education programs, as well as six NCLB subgroups (race, gender, low income, migrant status, LEP and IEP).

A student will be reported if the following are true:

- The student has an enrollment record within the same calendar as the calendar selected on the report editor.

Copyright © 2021 Infinite Campus. All rights reserved.

- The enrollment service type MUST be Primary.
- The student's State Reporting Enrollment Editor is populated with data.
- The student has attendance information between the enrollment start date and end date (or the enrollment end date is null) for that calendar.
- Student attendance information is not entered in a non-instructional period.
- The School Month is one of those selected, and the attendance date is between that school month's start and end date.

Attendance Calculation

The calculation of attendance days uses the whole-day/half-day and includes summaries for all Program Types in which a student was enrolled.

For Non-Shared Time Students

- For all attendance information records where possible Day = 1, if the daily absent minutes are greater than 240, then the record will be counted as "1" whole-day absent.
- If the daily absent minutes are between 239 and 60, then the record will count as ".5." half-day absent.
- If the daily absent minutes are less than 60, the record will count as "0" day absent (present).

For Shared Time Students

- For all attendance information records where possible Day = 1, if the daily absent minutes are greater than 60, then the record will count as ".5." half-day absent.
- If daily absent minutes are less than "60," count as "0" days absent (present).

Attendance Code Mapping

Refer to the following tables for Attendance Code Mapping for Possible Days Absent and Minutes Absent.

Possible Days Absent

Attendance Code	Enrollment Shared Time = Y	Enrollment Shared Time = N
0	Ignored	Ignored
1	0.5	1
2	0.5	1
3	0	0
4	0	0
5	0.5	1
6	0.5	1
7	0.5	1

Copyright © 2021 Infinite Campus. All rights reserved.

Minutes Absent

Attendance Code	Enrollment Shared Time = Y	Enrollment Shared Time = N
0	Ignored	Ignored
1	Total minutes scheduled for period (end time - start time) / 2	Total minutes scheduled for period (end time - start time)
2	Total minutes scheduled for period (end time - start time) / 2	Total minutes scheduled for period (end time - start time)
3	Total attendance minutes for period ((end time - start time) - minutes present) / 2	Total attendance minutes for period ((end time - start time) - minutes present)
4	Total attendance minutes for period ((end time - start time) - minutes present) / 2	Total attendance minutes for period ((end time - start time) - minutes present)
5	Total minutes scheduled for period (end time - start time) / 2	Total minutes scheduled for period (end time - start time) / 2
6	Total attendance minutes for period ((end time - start time) - minutes present) / 2	Total attendance minutes for period ((end time - start time) - minutes present)
7	0	0

When the enrollment record is marked as No Show (Enrollment.noShow = Yes), Attendance Codes 1-7 are overridden, and the calculation is as follows: Total minutes schedule for period (end time - start time) / 2

Report Editor Details

The following information explains the Report Editor elements.

Copyright © 2021 Infinite Campus. All rights reserved.

Option	Description
Student Selection	The Register Report requires the selection of students by either a **Grade Level** or an **Ad hoc Filter**. • **Grade levels** are created on the Calendar. Grade levels are not filtered based on the school selected in the Campus toolbar. • **Ad hoc filters** contain a subset of students meeting the fields selected in the Ad hoc Reporting Filter Designer. An **Enrollment Effective Date** can also be entered. This date reflects the current enrollment status of students. If a student was actively enrolled on the entered date, he/she will be included in the report. The field is defaulted to the current date, but can be changed to more accurately reflect the time periods for which the report is being generated. A date is required in order to generate the report. A **Snapshot Date** can be entered to return only students who are actively enrolled as of the snapshot date. The Enrollment Effective Date can be different than the Snapshot Date.
Include Weekends	When marked, includes weekend days that may be marked as instructional/attendance days. When not marked, regular school days (Monday-Friday) are included. Any instructional weekend days is included in the count in the following fields for the selected report types: • Total Instructional Days • Days Total • Days Present • Days Absent • Expand Individual Day Attendance • Days Open • Days Possible
Report Format	Indicates how the report generates - State Format (PDF) or DOCX format.
Calendar Selection	The Register Report requires the selection of at least on calendar for a school. The available list of calendars is dependent upon the School and Year selected in the Campus toolbar.
Report Type	The Register Report can be generated for the following types of data: • Enrollment • ASSA • NCLB • Attendance • Attendance Summary When the ASSA checkbox is marked, the Snapshot Date field must be populated. All report types can be chosen at one time; however, doing so may slow server response time and delay the generation of the report. The images in the **Generating the Report** section represent each report type.

Copyright © 2021 Infinite Campus. All rights reserved.

Option	Description
School Month	School months are created in the Calendar toolset and represent a specific length of time in the school year. For New Jersey, each school month for each school calendar should start with the first instructional day of the physical month to the last instructional day of the month. If the first day of the month falls on a Saturday or Sunday, the school month start date should be the date of the first Monday. The report can be generated for all school months or for a selection of school months. To select specific school months, unselect the **All School Month** option. This will remove the checkboxes from the available school months. Mark the desired school months to include on the report.
Report Generation	Use the **Generate Report** button to generate the results immediately. Or, use the Submit to Batch button to determine when the extract should generate. Submit to Batch is helpful with the data set is large or there are multiple calendars selected.

Generate the Report

Verify a **School** is selected in the Campus toolbar prior to generating this report.

1. Select the students to include on the report by choosing a **Grade level** or an **Ad hoc Filter**.
2. Enter an **Enrollment Effective Date** in *mmddyy* format, or use the **Calendar** icon to select a date.
3. Enter a **Snapshot Date** in *mmddyy* format, or use the **Calendar** icon to select a date. When entered, this date prints in the Report Header next to the Total Students reported.
4. If desired, mark the **Include Weekends** checkbox.
5. Select the desired **Report Format**.
6. Select the **Calendar(s)** to include on the report.
7. Select the **Report Type(s)** to include on the report.
8. Select the appropriate **School Months** to include on the report.
9. Click the **Generate Report** button or the **Submit to Batch** button. The report displays in a new window in the selected format.

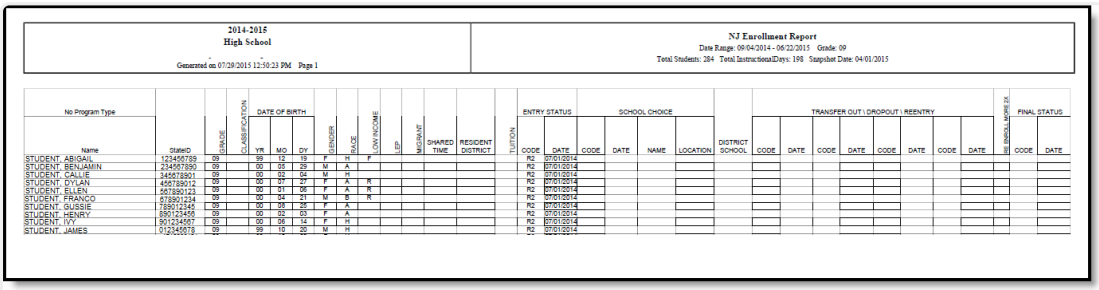

2014-2015
High School
Generated on 07/29/2015 12:50:23 PM Page 1

NJ Enrollment Report
Date Range: 09/04/2014 - 06/22/2015 Grade: 09
Total Students: 384 Total Instructional Days: 198 Snapshot Date: 04/01/2015

No Program Type				DATE OF BIRTH											ENTRY STATUS		SCHOOL CHOICE					TRANSFER OUT \ DROPOUT \ REENTRY									FINAL STATUS	
Name	StateID	GRADE	CLASSIFICATION	YR	MO	DY	GENDER	RACE	LOW INCOME	LEP	MIGRANT	SHARED TIME	RESIDENT DISTRICT	TUITION	CODE	DATE	CODE	DATE	NAME	LOCATION	DISTRICT SCHOOL	CODE	DATE	CODE	DATE	CODE	DATE	CODE	DATE	SE INDICLMORE 2X	CODE	DATE
STUDENT, ABIGAIL	123456789	09		99	12	19	F	H	F						R2	07/01/2014																
STUDENT, BENJAMIN	234567890	09		00	05	29	M	A							R2	07/01/2014																
STUDENT, CALLIE	345678901	09		00	02	04	M	H							R2	07/01/2014																
STUDENT, DYLAN	456789012	09		00	07	27	F	A	R						R2	07/01/2014																
STUDENT, ELLEN	567890123	09		00	01	06	F	A	R						R2	07/01/2014																
STUDENT, FRANCO	678901234	09		00	04	21	M	B	R						R2	07/01/2014																
STUDENT, GUSSIE	789012345	09		00	08	25	F	A							R2	07/01/2014																
STUDENT, HENRY	890123456	09		00	02	03	F	A							R2	07/01/2014																
STUDENT, IVY	901234567	09		00	06	14	F	H							R2	07/01/2014																
STUDENT, JAMES	012345678	09		99	10	20	M	H							R2	07/01/2014																

Image 2: Enrollment Report Type, State Format

Copyright © 2021 Infinite Campus. All rights reserved.

2014-2015
High School

Generated on 07/29/2015 02:12:18 PM Page 1

ASSA Summary Report
Date Range: 09/04/2014 - 06/22/2015 Grade: 09
Total Students: 284 Total InstructionalDays: 198 Snapshot Date: 04/01/2015

		In-District		Low Income Onroll				LEP Onroll				Speech Only	
		Total Onroll		Free Lunch		Reduced Lunch		LEP Not Low Income		LEP & Low Income		Onroll	
Line	Enrollment Categories	Full Time	Shared Time	Full Time	Shared Time	Full Time	Shared Time	Full Time	Shared Time	Full Time	Shared Time	Full Time	Shared Time
C1	HALF DAY PREK-3YR	0	0	0	0	0	0	0	0	0	0	0	0
C2	HALF DAY PREK-4YR	0	0	0	0	0	0	0	0	0	0	0	0
D1	FULL DAY PREK-3YR	0	0	0	0	0	0	0	0	0	0	0	0
D2	FULL DAY PREK-4YR	0	0	0	0	0	0	0	0	0	0	0	0
01	HALF DAY K	0	0	0	0	0	0	0	0	0	0	0	0
02	FULL DAY K	0	0	0	0	0	0	0	0	0	0	0	0
03	ONE	0	0	0	0	0	0	0	0	0	0	0	0
04	TWO	0	0	0	0	0	0	0	0	0	0	0	0
05	THREE	0	0	0	0	0	0	0	0	0	0	0	0
06	FOUR	0	0	0	0	0	0	0	0	0	0	0	0
07	FIVE	0	0	0	0	0	0	0	0	0	0	0	0
08	SIX	0	0	0	0	0	0	0	0	0	0	0	0
09	SEVEN	0	0	0	0	0	0	0	0	0	0	0	0
10	EIGHT	0	0	0	0	0	0	0	0	0	0	0	0
11	NINE	270	1	19	0	10	0	7	0	0	0	1	0
12	TEN	0	0	0	0	0	0	0	0	0	0	0	0
13	ELEVEN	0	0	0	0	0	0	0	0	0	0	0	0
14	TWELVE	0	0	0	0	0	0	0	0	0	0	0	0
15	POST-GRADUATE	0	0	0	0	0	0	0	0	0	0	0	0
16	ADULT HS(15+ CR)	0	0	0	0	0	0	0	0	0	0	0	0
17	ADULT HS(1-14 CR)	0	0	0	0	0	0	0	0	0	0	0	0
18	Regular Ed Total	270	1	19	0	10	0	7	0	0	0	1	0
19	SP ED ELEMENTARY	0	0	0	0	0	0	0	0	0	0	0	0
20	SP ED MIDDLE	0	0	0	0	0	0	0	0	0	0	0	0
21	SP ED HIGH	13	0	3	0	0	0	0	0	0	0	0	0
28	Sp Ed Total	13	0	3	0	0	0	0	0	0	0	0	0
37	CO VOC REGULAR	0	0	0	0	0	0	0	0	0	0	0	0
38	CO VOC FT POST SEC	0	0	0	0	0	0	0	0	0	0	0	0
39	School Total	283	1	22	0	10	0	7	0	0	0	1	0

Image 3: ASSA Report Type, State Format

2018-2019
High School

Generated on 04/29/2019 03:49:45 PM Page 1

NJ Attendance Register Report for Calendar: 18-19 High School and SchoolMonth: September
Date Range: 09/06/2018-09/28/2018 All Grades
Total Students: 308 Total InstructionalDays: 15

PROGRAM TYPE: 09	MONTH OF JULY AUG SEPT OCT NOV DEC JAN FEB MAR APR MAY JUNE																	Days			
	1st WEEK		2nd WEEK					3rd WEEK					4th WEEK								EXCESSIVE ABSENCE REASON/DATES
	T	F	M	T	W	T	F	M	T	W	T	F	M	T	W	T	F				
Grade Name	06	07	10	11	12	13	14	17	18	19	20	21	24	25	26	27	28	TOTAL	PRESENT	ABSENT	
09 STUDENT, ABE			|							|							15	15	0	
09 STUDENT, ASHLEY			|	1		1			1	|	1	1		1				15	9	6	
09 STUDENT, BRIAN			|							|							15	15	0	
09 STUDENT, BRYNN			|							|							15	15	0	
09 STUDENT, CHARLES			|							|							15	15	0	
09 STUDENT, CHRISTINE			|							|							15	15	0	
09 STUDENT, DAVID			|	1						|							15	15	0	
09 STUDENT, DIANE			|							|							15	15	0	

Image 4: Attendance Report Type, DOCX Format

2018-2019
High School
Generated on 04/29/2019 03:54:30 PM Page 1

NJ ANNUAL DISTRICT PARTICIPATION RATES NCLB SUBGROUPS
Date Range: 09/06/2018 - 06/20/2019 All Grades
Total Students: 1166 Total InstructionalDays: 184

LOW INCOME SUMMARY	Days Open	Days Possible	Days Present	Head Count
Low Income	184	42848.0	42778.5	234
Not Low Income	184	171413.0	171177.5	932
Total	184	214261	213956	1166

LEP SUMMARY	Days Open	Days Possible	Days Present	Head Count
LEP	184	8259.0	8233.0	45
Not LEP	184	206002.0	205723.0	1121
Total	184	214261	213956	1166

GENDER SUMMARY	Days Open	Days Possible	Days Present	Head Count

Image 5: NCLB Report Type, DOCX Format

Copyright © 2021 Infinite Campus. All rights reserved.

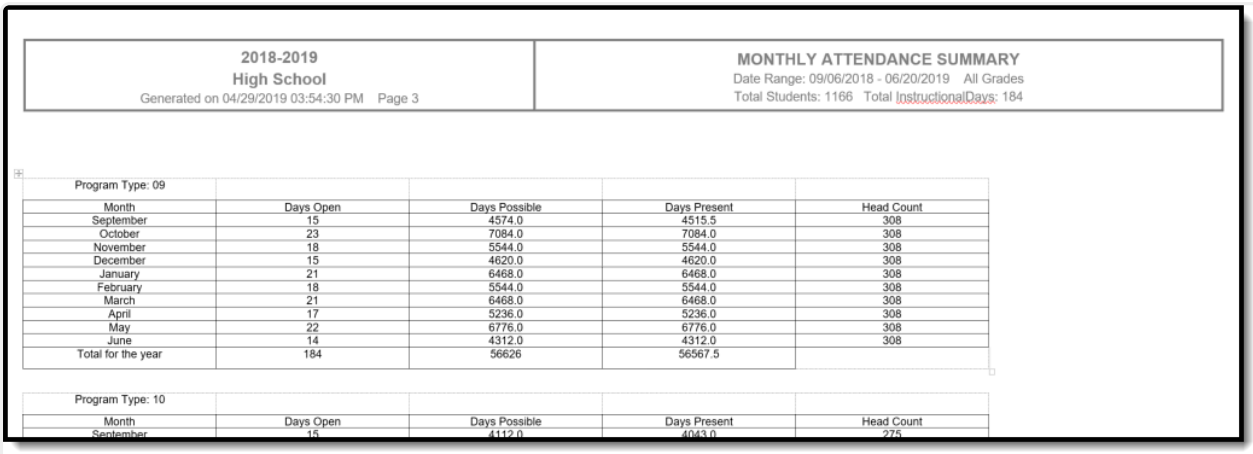

2018-2019
High School
Generated on 04/29/2019 03:54:30 PM Page 3

MONTHLY ATTENDANCE SUMMARY
Date Range: 09/06/2018 - 06/20/2019 All Grades
Total Students: 1166 Total InstructionalDays: 184

Program Type: 09

Month	Days Open	Days Possible	Days Present	Head Count
September	15	4574.0	4515.5	308
October	23	7084.0	7084.0	308
November	18	5544.0	5544.0	308
December	15	4620.0	4620.0	308
January	21	6468.0	6468.0	308
February	18	5544.0	5544.0	308
March	21	6468.0	6468.0	308
April	17	5236.0	5236.0	308
May	22	6776.0	6776.0	308
June	14	4312.0	4312.0	308
Total for the year	184	56626	56567.5	

Program Type: 10

Month	Days Open	Days Possible	Days Present	Head Count
September	15	4112.0	4043.0	275

Image 6: Attendance Summary Report Type, DOCX Format

Report Layouts

The following information provides data elements and user interface locations for the data returned in each report type.

Enrollment Report Type

Element Name	Description	Location
Program Type	The primary program of instruction for the student. *Alphanumeric, 2 characters*	Student Information > General > Enrollments > State Reporting Fields > Program Type EnrollmentNJ.program Type
Name	Student's legal name in Last Name, First Name order. *Alphanumeric, 50 characters*	Census > People > Demographics > Person Information > Last Name Census > People > Demographics > Person Information > First Name Identity.lastName Identity.firstName
State ID	Identification number of the student assigned by the state DOE. *Numeric, 10 digits*	Census > People > Demographics > Person Identifiers > Student State ID Person.stateID
Grade	Student's current grade level. *Alphanumeric, 3 characters*	Student Information > General > Enrollments > Grade Enrollment.grade

Copyright © 2021 Infinite Campus. All rights reserved.

Element Name	Description	Location
Classification	Determined disability of the student. *Alphanumeric, 3 characters*	Student Information > General > Enrollments > Special Education Fields > Primary Disability Enrollment.disability
Date of Birth - Year	Student's year of birth (reports the last two digits of the year). *Numeric, 2 digits*	Census > People > Demographics > Person Information > Birth Date Identity.birthDate
Date of Birth - Month	Student's month of birth. *Numeric, 2 digits*	Census > People > Demographics > Person Information > Birth Date Identity.birthDate
Date of Birth - Day	Student's day of birth. *Numeric, 2 digits*	Census > People > Demographics > Person Information > Birth Date Identity.birthDate
Gender	Indication of student being either male or female. *Alphanumeric, 1 character (M or F)*	Census > People > Demographics > Person Information > Gender Identity.gender
Race	Federal Race/ethnicity designation of the student. *Alphanumeric, 1 character*	Census > People > Demographics > Person Information > Primary Race Ethnicity Identity.raceEthnicity
Low Income	Indication of student meeting the requirements for free/reduced lunch. Options are: • F: Enrolled in Free Lunch • N: None - Full Price • R: Enrolled in Reduced Rate Lunch *Alphanumeric, 1 character*	Student Information > General > Enrollments > State Reporting Fields > Free/Reduced Meal Status Enrollment.mealStatus

Copyright © 2021 Infinite Campus. All rights reserved.

Element Name	Description	Location
LEP	Indication of the student being Limited English Proficient *Alphanumeric, 1 character*	Student Information > General > Enrollments > State Reporting Fields > LEP Reporting Fields > LEP Entry Date EnrollmentNJ.school EntryDate
Migrant	Indication of student being considered a migrant. *Alphanumeric, 1 character*	Student Information > General > Enrollments > State Reporting Fields > Migrant Enrollment.migrant
Shared Time	Indicates the student is enrolled in two programs. *Bit field, 1 character*	Student Information > General > Enrollments > State Reporting Fields > Shared Time CustomStudent Enrollment. sharedTime
Resident District	Indicates the school district in which the student resided. *Alphanumeric, 12 characters*	Student Information > General > Enrollments > State Reporting Fields > Resident District Enrollment.resident District
Tuition	Code indicating description of how tuition is paid. *Alphanumeric, 2 characters*	Student Information > General > Enrollments > State Reporting Fields > Tuition Code EnrollmentNJ. tuitionCode
Entry Status Code	The student's Enrollment Start Status. *Alphanumeric, 2 characters*	Student Information > General > Enrollments > General Enrollment Information > Start Status Enrollment.start Status
Entry Status Date	Date student began enrollment at the school. *Date field, 8 characters MM/DD/YY*	Student Information > General > Enrollments > General Enrollment Information > Start Date Enrollment.startDate
School Choice Code	This field is not used.	
School Choice Date	This field is not used.	

Copyright © 2021 Infinite Campus. All rights reserved.

Element Name	Description	Location
School Choice Name	This field is not used.	
School Choice Location	This field is not used.	
District School	Indicates the school the student attends. *Numeric, 4 digits*	Student Information > General > Enrollments > State Reporting Fields > Attendance District Enrollment.district School
Transfer Out/Dropout/Reentry Code	Enrollment end code assigned to the student upon ending enrollment. *Alphanumeric, 2 characters*	Student Information > General > Enrollments > General Enrollment Information > End Status Enrollment.endStatus
Transfer Out/Dropout/Reentry Date	Date the student ended enrollment at the school. *Date field, 8 characters MM/DD/YY*	Student Information > General > Enrollments > General Enrollment Information > End Date Enrollment.endDate
Re-Enroll More 2x	If the student transfers out and in more than two times, a value of Y report. Otherwise, no value reports. *Alphanumeric, 1 character (Y)*	Calculated Value
Final Status Code	Enrollment end code assigned to the student upon ending enrollment. *Alphanumeric, 2 characters*	Student Information > General > Enrollments > General Enrollment Information > End Status Enrollment.endStatus
Final Status Date	Date the student ended enrollment at the school. *Date field, 8 characters MM/DD/YY*	Student Information > General > Enrollments > General Enrollment Information > End Date Enrollment.endDate
Head Count	Total number of students included in the report in the designated program type. *Numeric, 5 digits*	Not dynamically stored

Copyright © 2021 Infinite Campus. All rights reserved.

ASSA Report Type

The ASSA Report Type requires the entry of the Snapshot Date on the Report Editor. Summary totals are based on the state grade level of the students. Each row corresponds to a specific state grade level.

Element Name	Description
Line, Enrollment Category	Line number (to left of equal sign) relates to a specific state grade level. Enrollment Category (to the right of the equal sign) relates to the state grade level. C1 = 3H C2 = 4H, 5H D1 = 3E D2 = 4F, 5F 01 = DH, KH 02 = DF, PF, KF 03 = 01 04 = 02 05 = 03 06 = 04 07 = 05 08 = 06 09 = 07 10 = 08 11 = 09 12 = 10 13 = 11 14 = 12 15 = PG 16 = A2 17 = A1 18 = Sum of lines C1-17 19 = Special Ed Status of Y, Primary Disability 01-16, State Grades 3H-05, KF, KH 20 = Special Ed Status of Y, Primary Disability 01-16, State Grades 06-08 21 = Special Ed Status of Y, Primary Disability 01-16, State Grades 09-12 28 = Sum of lines 19-21 37 = Program Type 56 38 = Program Type 57 39 = Sum of all individual line totals
Enrollment Categories	Defines
In-District	
Total Onroll Full Time	Reports the total number of students who are NOT considered as Shared Time (chosen on Enrollment Record).

Copyright © 2021 Infinite Campus. All rights reserved.

Element Name	Description
Total Onroll Shared Time	Reports the total number of students who are considered as Shared Time (chosen on Enrollment Record).
Low Income Onroll	
Free Lunch Full Time	Reports total number of students whose eligibility is Reduced and ARE NOT marked as Shared Time.
Free Lunch Shared Time	Reports total number of students whose eligibility is Free and ARE marked as Shared Time.
Reduced Lunch Full Time	Reports total number of students whose eligibility is Reduced and ARE NOT marked as Shared Time.
Reduced Lunch Shared Time	Reports total number of students whose eligibility is Reduced and ARE marked as Shared Time.
LEP Onroll	
LEP Not Low Income Full Time	Reports total number of students who have a Program Status of LEP and ARE NOT marked as Shared Time.
LEP Not Low Income Shared Time	Reports total number of students who have a Program Status of LEP and ARE marked as Shared Time.
LEP and Low Income Full Time	Reports total number of students who have a Program Status of LEP, have an eligibility of Free or Reduced and ARE NOT marked as Shared Time.
LEP and Low Income Shared Time	Reports total number of students who have a Program Status of LEP, have an eligibility of Free or Reduced and ARE marked as Shared Time.
Speech Only	
Onroll Full Time	Reports total number of students who have a Special Ed Status of Y, a Primary Disability of 17 and ARE NOT marked as Shared Time.
Onroll Shared Time	Reports total number of students who have a Special Ed Status of Y, a Primary Disability of 17 and ARE marked as Shared Time.

NCLB Report Type

This section of the Register Report provides total calculations of students by subgroup based on Days Possible, Days Present and Head Count. The table below provides the subgroup and the Campus Interface of the data element.

Copyright © 2021 Infinite Campus. All rights reserved.

Element	Campus Interface
Low Income Summary	Student Information > General > Enrollments > State Reporting Fields > Low Income
Gender	Census > People > Demographics > Person Information > Gender
IEP Summary	Student Information > General > Enrollments > Special Education Fields > Special Education Status
LEP Summary	Student Information > General > Enrollments > State Reporting Fields > LEP Reporting Fields > LEP Program Type
Migrant Summary	Student Information > General > Enrollments > State Reporting Fields > Migrant
Race/Ethnicity Summary	Census > People > Demographics > Person Information > Race/Ethnicity

Attendance Report Type

Symbol/Number	Description
-	Off Roll Day
|	Non-Instructional Day
1	A full day's absence
2	Absent, never attended
3	Excused absence due to religious holiday or Bring Your Child to Work Day
4	Excused absence from vocational school, residential district closed - no transportation
5	A half day's absence
7	Home Instruction

Element	Definition	Location
Program Type	The primary program of instruction for the student. See the Program Type table for options. *Alphanumeric, 2 characters*	Student Information > General > Enrollments > State Reporting Fields > Program Type EnrollmentNJ. programType

Copyright © 2021 Infinite Campus. All rights reserved.

Element	Definition	Location
Grade Level	Student's current grade level. *Alphanumeric, 3 characters*	Student Information > General > Enrollments > Grade Enrollment.grade
Student Name	Student's legal name in Last Name, First Name order. *Alphanumeric, 50 characters*	Census > People > Demographics > Person Information > Last Name Census > People > Demographics > Person Information > First Name Identity.lastName Identity.firstName
School Month	Period of time for which the report was generated, as selected on the Report Editor. *Alphanumeric, 25 characters*	Not dynamically stored
Days		
Total	Total number of instructional days in the selected school month(s). *Numeric, 4 digits*	System Administration > Calendar > Calendar > School Months Calculation, not dynamically stored
Present	Total number of instructional days the student was considered present during the selected school month(s). *Numeric, 4 digits*	Student Information > General > Attendance Calculation, not dynamically stored
Absent	Total number of instructional days the student was considered absent during the selected school month(s). *Numeric, 4 digits*	Student Information > General > Attendance Calculation, not dynamically stored
Excessive Absence Reason/Dates	This field is not used.	

Attendance Summary Report Type

Copyright © 2021 Infinite Campus. All rights reserved.

Element	Definition	Location
Program Type	The primary program of instruction for the student. *Alphanumeric, 2 characters*	Student Information > General > Enrollments > State Reporting Fields > Program Type EnrollmentNJ. programType
School Month	Period of time for which the report was generated, as selected on the Report Editor. *Alphanumeric, 25 characters*	Not dynamically stored
Total for the Year	Total number of days in the school month for the entire year. *Numeric, 2 digits*	Not dynamically stored
Days Open	Total number of instructional days in the selected school month. *Numeric, 2 digits*	Not dynamically stored
Days Possible	Total number of possible days of school attendance for each student in the program. *Numeric, 6 digits*	Not dynamically stored
Days Present	Total number of possible days present for each student in the program. *Numeric, 6 digits*	Not dynamically stored
Head Count	Total number of students enrolled in the program during the school month. *Numeric, 3 digits*	Not dynamically stored

Copyright © 2021 Infinite Campus. All rights reserved.