

Assessment Test Setup (New Mexico)

Last Modified on 10/22/2022 10:33 am CDT

[State Tests Setup](#) | [National Tests Setup](#) | [Assessment Fact Template Fields](#)

Classic View: [Assessment](#) > [Test Setup](#) > [Tests](#)

Search Term: [Test Setup](#)

To accurately collect data for the [Assessment Fact Template](#), specific test setup is required. Use the information provided in this article to set up State and National tests.

This article also includes information about the fields on the [Assessment Fact Template](#) that report based on the Assessment Test Setup.

See the core [Test Setup](#) articles for additional information on managing tests.

Test Setup ☆

Student > Assessment Administration > Test Setup

Save Delete New Test

Tests

- 2019 (233 tests)
- 2018 (232 tests)
- 2017 (156 tests)
- 2016 (147 tests)
- 2015 (56 tests)
- 2014 (22 tests)
- 2013 (21 tests)
- 2012 (21 tests)
- 2011 (1 tests)

Test Detail

*Name

Parent Test (no parent)

Code Year

Subject

Test Grade Level

Assessment Type

Standards Type

Start Date End Date

Test Type

- District Test
- Teacher-scored
- Display in Portal

Populate the **Subject** dropdown list for all District Tests and National Tests that are not state reported by going to System Administration > Attribute Dictionary > Test > Subject (test.type).

State Test
 State Code

Display in Portal
 Display in Transcripts

National Test
 National Code

Scoring Model Code

Select the score fields you want to use:

Date Scale Score Raw Score Reason Code
 Received Accommodation Percentile Percent Normal Curve Equivalent
 Result Invalid Test Accommodations Eligible

Academic Achievement Standard

Question Label

Result Statuses			
Value	Result Code	Label	Passing Score
✘ <input type="text"/>	<input type="text"/>	<input type="text"/>	<input type="checkbox"/>
<input type="button" value="Add Result Status"/>			

Assessment Test Setup Editor Example

State Tests Setup

PATH: *Assessment > Test Setup > Tests > Test Detail*

Use the following information to set up State Tests. For these tests, always select **State Test** as the Test Type.

Be sure to select **State Test** and the **State Code** first. This allows Campus to populate the **Subject** field with the correct values.

Test Type

District Test

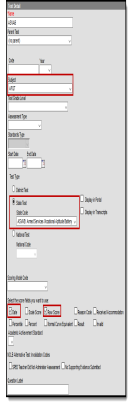
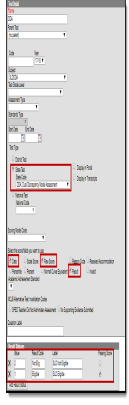

State Test ←

National Test

Display in Portal
 Display in Transcripts

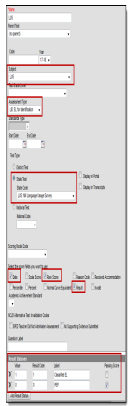
State Code

National Code

Test Type	Field Setup		Example										
<p>ASVAB: Armed Services Vocational Aptitude Battery</p>	<table border="1"> <thead> <tr> <th data-bbox="437 277 635 342">Field</th> <th data-bbox="635 277 1267 342">Description</th> </tr> </thead> <tbody> <tr> <td data-bbox="437 342 635 407">State Code</td> <td data-bbox="635 342 1267 407">Select ASVAB</td> </tr> <tr> <td data-bbox="437 407 635 510">Subject</td> <td data-bbox="635 407 1267 510">Automatically populates the default value: AFQT</td> </tr> <tr> <td data-bbox="437 510 635 613">Score Fields</td> <td data-bbox="635 510 1267 613">Select Date and Raw Score</td> </tr> </tbody> </table>		Field	Description	State Code	Select ASVAB	Subject	Automatically populates the default value: AFQT	Score Fields	Select Date and Raw Score			
Field	Description												
State Code	Select ASVAB												
Subject	Automatically populates the default value: AFQT												
Score Fields	Select Date and Raw Score												
<p>DDA: Dual Discrepancy Model Assessment</p>	<table border="1"> <thead> <tr> <th data-bbox="437 714 635 779">Field</th> <th data-bbox="635 714 1267 779">Description</th> </tr> </thead> <tbody> <tr> <td data-bbox="437 779 635 844">State Code</td> <td data-bbox="635 779 1267 844">Select DDA</td> </tr> <tr> <td data-bbox="437 844 635 947">Subject</td> <td data-bbox="635 844 1267 947">Automatically populates the default value: SLDDDA</td> </tr> <tr> <td data-bbox="437 947 635 1005">Score Fields</td> <td data-bbox="635 947 1267 1005">Select Date, Raw Score, and Result</td> </tr> <tr> <td data-bbox="437 1005 635 1205">Result Statuses</td> <td data-bbox="635 1005 1267 1205"> Enter the following Result Codes and Labels: <ul style="list-style-type: none"> • SLD Eligible • SLD Not Eligible </td> </tr> </tbody> </table>		Field	Description	State Code	Select DDA	Subject	Automatically populates the default value: SLDDDA	Score Fields	Select Date , Raw Score , and Result	Result Statuses	Enter the following Result Codes and Labels : <ul style="list-style-type: none"> • SLD Eligible • SLD Not Eligible 	
Field	Description												
State Code	Select DDA												
Subject	Automatically populates the default value: SLDDDA												
Score Fields	Select Date , Raw Score , and Result												
Result Statuses	Enter the following Result Codes and Labels : <ul style="list-style-type: none"> • SLD Eligible • SLD Not Eligible 												
<p>EARLY CHILDHOOD: Early Childhood Assessment</p>	<table border="1"> <thead> <tr> <th data-bbox="437 1240 635 1305">Field</th> <th data-bbox="635 1240 1267 1305">Description</th> </tr> </thead> <tbody> <tr> <td data-bbox="437 1305 635 1411">Status Code</td> <td data-bbox="635 1305 1267 1411">Select EARLY CHILDHOOD</td> </tr> <tr> <td data-bbox="437 1411 635 1765">Subject</td> <td data-bbox="635 1411 1267 1765"> Select the appropriate value from the dropdown list: <ul style="list-style-type: none"> • SOCIAL EMOTIONAL ENTRY • LANGUAGE ACQUISITION ENTRY • BEHAVIOR ENTRY • BEHAVIOR EXIT • LANGUAGE ACQUISITION EXIT • SOCIAL EMOTIONAL EXIT </td> </tr> </tbody> </table>		Field	Description	Status Code	Select EARLY CHILDHOOD	Subject	Select the appropriate value from the dropdown list: <ul style="list-style-type: none"> • SOCIAL EMOTIONAL ENTRY • LANGUAGE ACQUISITION ENTRY • BEHAVIOR ENTRY • BEHAVIOR EXIT • LANGUAGE ACQUISITION EXIT • SOCIAL EMOTIONAL EXIT 					
Field	Description												
Status Code	Select EARLY CHILDHOOD												
Subject	Select the appropriate value from the dropdown list: <ul style="list-style-type: none"> • SOCIAL EMOTIONAL ENTRY • LANGUAGE ACQUISITION ENTRY • BEHAVIOR ENTRY • BEHAVIOR EXIT • LANGUAGE ACQUISITION EXIT • SOCIAL EMOTIONAL EXIT 												

Test Type	Field Setup	Description	Example
	Scoring Model Code	Select the appropriate value from the dropdown list: <ul style="list-style-type: none"> • BRIG (<i>Brigance</i>) • CC (<i>Creative Curriculum</i>) • WORK (<i>Work Sampling</i>) • PETITION (<i>Petition to MPED</i>) • NMPKOA (<i>NM Pre-K Observational Assessment</i>) 	
	Score Fields	<ul style="list-style-type: none"> • Select Date and Raw Score for all EARLY CHILDHOOD tests • Select Result when the Subject is one of the following: <ul style="list-style-type: none"> ◦ BEHAVIOR EXIT ◦ LANGUAGE ACQUISITION EXIT ◦ SOCIAL EMOTIONAL EXIT 	
	Result Statuses	Enter the following Result Codes and Labels : <ul style="list-style-type: none"> • A: Did not improve functioning • B: Improved functioning, but not sufficient to move nearer to functioning comparable to same-aged peers • C: Improved functioning to a level nearer to same-aged peers and acquired new skills, but did not reach it • D: Improved functioning to a level comparable to same-age peers • E: Maintained functioning at a level comparable to same-aged peers 	
HL: Home/Heritage Program Language (language other than english)	Field	Description	
	State Code	Select HL	
	Subject	Select the appropriate value from the dropdown list: <ul style="list-style-type: none"> • INSTRUMENT NOT SPANISH • LAS • IPT • WOODCOCK-MUNOZ 	
	Score Fields	Select Date and Raw Score	

Test Type	Field Setup		Example
Keys: Work Keys Career College Readiness Exam	Field	Description	
	State Code	Select KEYS	
	Subject	Select the appropriate value from the dropdown list: <ul style="list-style-type: none"> • LISTENING • WRITING • READING FOR INFORMATION • APPLIED MATHEMATICS • LOCATING INFORMATION • APPLIED TECHNOLOGY • TEAMWORK 	
	Score Fields	Select Date and Raw Score	

Test Type	Field Setup		Example
LUS: Language Usage Survey	Field	Description	
	State Code	Select LUS	
	Subject	Automatically populates the default value: LUS	
	Assessment Type	You must select LID (<i>EL for Identification</i>) or LPF (<i>EL for Proficiency</i>) for the student's assessment to be visible on their EL Module > Assessment tab.	
	Score Fields	Select Date , Raw Score , and Result	
	Result Statuses	Enter the following Result Codes and Labels : <ul style="list-style-type: none"> • 0: IFEP ("No" response to questions 1-7 of the NM Language Usage Survey. Student is Initial Fluent English Proficient (IFEP)) • 1: Classified LE ("Yes" response to one or more questions 1-7 of the NM Language Usage Survey. Administer English language proficiency screener (W-APT or WIDA Screener) to determine English language proficiency classification.) 	

Test Type	Field Setup		Example
NMELPAPT: English Language Proficiency Screener	Field	Description	
	State Code	Select NMELPAPT	
	Subject	Automatically populates the default value: NMELPAPT	
	Assessment Type	You must select LID (<i>EL for Identification</i>) or LPF (<i>EL for Proficiency</i>) for the student's assessment to be visible on their EL Module > Assessment tab.	
	Score Fields	Select Date , Raw Score , and Result	
Result Statuses	Enter the following Result Codes and Labels : <ul style="list-style-type: none"> • 0: IFEP Initial Fluent English Proficient (IFEP) • 1: Classified EL Classified as English Learner (EL) 		
TABE: Test of Adult Basic Education <i>Career College Readiness Exam</i>	Field	Description	
	State Code	Select TABE	
	Subject	Select the appropriate value from the dropdown list: <ul style="list-style-type: none"> • MATH • READING • LANGUAGE 	
Score Fields	Select Date and Raw Score		

Test Type	Field Setup		Example										
TITLE1D_MATH: Title I D Math	<table border="1"> <thead> <tr> <th data-bbox="437 277 596 338">Field</th> <th data-bbox="596 277 1267 338">Description</th> </tr> </thead> <tbody> <tr> <td data-bbox="437 338 596 445">State Code</td> <td data-bbox="596 338 1267 445">Select TITLE1D_MATH</td> </tr> <tr> <td data-bbox="437 445 596 645">Subject</td> <td data-bbox="596 445 1267 645"> Select the appropriate value from the dropdown list: <ul style="list-style-type: none"> • PRE • POST </td> </tr> <tr> <td data-bbox="437 645 596 745">Score Fields</td> <td data-bbox="596 645 1267 745">Select Date, Raw Score, and Result</td> </tr> <tr> <td data-bbox="437 745 596 1240">Result Statuses</td> <td data-bbox="596 745 1267 1240"> Enter the following Result Codes and Labels: <ul style="list-style-type: none"> • BLGR Long-term students who tested below grade level • ATGR Long-term students who tested at grade level • PHGR Long-term students who tested ½ grade level above • P1GR Long-term students who tested ½ up to one full grade level above • M1GR Long-term students who tested with more than one full grade level above </td> </tr> </tbody> </table>		Field	Description	State Code	Select TITLE1D_MATH	Subject	Select the appropriate value from the dropdown list: <ul style="list-style-type: none"> • PRE • POST 	Score Fields	Select Date , Raw Score , and Result	Result Statuses	Enter the following Result Codes and Labels : <ul style="list-style-type: none"> • BLGR Long-term students who tested below grade level • ATGR Long-term students who tested at grade level • PHGR Long-term students who tested ½ grade level above • P1GR Long-term students who tested ½ up to one full grade level above • M1GR Long-term students who tested with more than one full grade level above 	
Field	Description												
State Code	Select TITLE1D_MATH												
Subject	Select the appropriate value from the dropdown list: <ul style="list-style-type: none"> • PRE • POST 												
Score Fields	Select Date , Raw Score , and Result												
Result Statuses	Enter the following Result Codes and Labels : <ul style="list-style-type: none"> • BLGR Long-term students who tested below grade level • ATGR Long-term students who tested at grade level • PHGR Long-term students who tested ½ grade level above • P1GR Long-term students who tested ½ up to one full grade level above • M1GR Long-term students who tested with more than one full grade level above 												

Test Type	Field Setup		Example
TITLE1D_RLA: Title I D Reading Language Arts	Field	Description	
	State Code	Select TITLE1D_RLA	
	Subject	Select the appropriate value from the dropdown list: <ul style="list-style-type: none"> • PRE • POST 	
	Score Fields	Select Date , Raw Score , and Result	
	Result Statuses	Enter the following Result Codes and Labels : <ul style="list-style-type: none"> • BLGR Long-term students who tested below grade level • ATGR Long-term students who tested at grade level • PHGR Long-term students who tested ½ grade level above • P1GR Long-term students who tested ½ up to one full grade level above • M1GR Long-term students who tested with more than one full grade level above 	

Test Type	Field Setup		Example
WAPT: WIDA Access Placement Test	Field	Description	
	State Code	Select WAPT	
	Subject	Select the appropriate value from the dropdown list: <ul style="list-style-type: none"> • Speaking and Listening • Reading • Writing 	
	Assessment Type	You must select LID (<i>EL for Identification</i>) or LPF (<i>EL for Proficiency</i>) for the student's assessment to be visible on their EL Module > Assessment tab.	
	Score Fields	Select Date , Raw Score , and Result	
Result Statuses	Enter the following Result Codes and Labels : <ul style="list-style-type: none"> • 0: IFEP Initial Fluent English Proficient (IFEP) • 1: Classified EL Classified as English Learner (EL) 		

EOC: End of Course Exams	Field	Description	
	State Code	Select EOC	
	Subject	Select the appropriate value from the dropdown list. ▶ Click here to expand...	
	Score Fields	Select Date and Raw Score	

The following Career College Readiness Exam is provided to the Public Education Department by the College Board and does not need to be submitted to the Public Education Department.

Test Type	Field Setup		Example
ACT Aspire (optional)	Field	Description	
	State Code	Select ACT Aspire	
	Subject	Select the appropriate value from the dropdown list. <ul style="list-style-type: none"> • ENGLISH • READING • MATHEMATICS • SCIENCE • WRITING 	
Score Fields	Select Date and Raw Score		

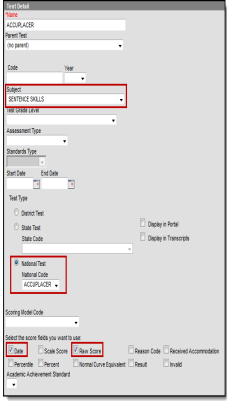
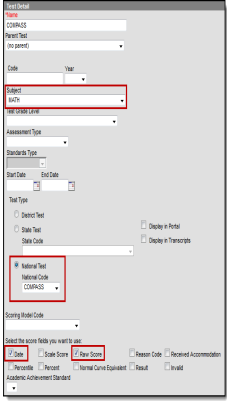
National Tests Setup

PATH: *Assessment > Test Setup > Tests > Test Detail*

Use the following information to set up State Tests. For these tests, always select **National Test** as the Test Type.

Be sure to select **National Test** and the **National Code** first. This allows Campus to populate the **Subject** field with the correct values.

Test Type	Field Setup	Example
-----------	-------------	---------

Test Type	Field Setup		Example								
<p>ACCU: Accuplacer <i>Career College Readiness Exam</i></p>	<table border="1"> <thead> <tr> <th data-bbox="555 277 715 338">Field</th> <th data-bbox="719 277 1166 338">Description</th> </tr> </thead> <tbody> <tr> <td data-bbox="555 344 715 450">National Code</td> <td data-bbox="719 344 1166 450">Select ACCUPLACER</td> </tr> <tr> <td data-bbox="555 456 715 801">Subject</td> <td data-bbox="719 456 1166 801"> Select the appropriate value from the dropdown list: <ul style="list-style-type: none"> • ELEMENTARY ALGEBRA • COLLEGE-LEVEL MATH • READING COMPREHENSION • WRITEPLACER • SENTENCE SKILLS </td> </tr> <tr> <td data-bbox="555 808 715 898">Score Fields</td> <td data-bbox="719 808 1166 898">Select Date and Raw Score</td> </tr> </tbody> </table>		Field	Description	National Code	Select ACCUPLACER	Subject	Select the appropriate value from the dropdown list: <ul style="list-style-type: none"> • ELEMENTARY ALGEBRA • COLLEGE-LEVEL MATH • READING COMPREHENSION • WRITEPLACER • SENTENCE SKILLS 	Score Fields	Select Date and Raw Score	
Field	Description										
National Code	Select ACCUPLACER										
Subject	Select the appropriate value from the dropdown list: <ul style="list-style-type: none"> • ELEMENTARY ALGEBRA • COLLEGE-LEVEL MATH • READING COMPREHENSION • WRITEPLACER • SENTENCE SKILLS 										
Score Fields	Select Date and Raw Score										
<p>COMP: Compass <i>Career College Readiness Exam</i></p>	<table border="1"> <thead> <tr> <th data-bbox="555 1090 715 1151">Field</th> <th data-bbox="719 1090 1166 1151">Description</th> </tr> </thead> <tbody> <tr> <td data-bbox="555 1158 715 1263">National Code</td> <td data-bbox="719 1158 1166 1263">Select COMPASS</td> </tr> <tr> <td data-bbox="555 1270 715 1650">Subject</td> <td data-bbox="719 1270 1166 1650"> Select the appropriate value from the dropdown list: <ul style="list-style-type: none"> • MATH • READING • WRITING SKILLS • WRITING ESSAY (SCALE 2-12) • WRITING ESSAY (SCALE 2-8) </td> </tr> <tr> <td data-bbox="555 1657 715 1747">Score Fields</td> <td data-bbox="719 1657 1166 1747">Select Date and Raw Score</td> </tr> </tbody> </table>		Field	Description	National Code	Select COMPASS	Subject	Select the appropriate value from the dropdown list: <ul style="list-style-type: none"> • MATH • READING • WRITING SKILLS • WRITING ESSAY (SCALE 2-12) • WRITING ESSAY (SCALE 2-8) 	Score Fields	Select Date and Raw Score	
Field	Description										
National Code	Select COMPASS										
Subject	Select the appropriate value from the dropdown list: <ul style="list-style-type: none"> • MATH • READING • WRITING SKILLS • WRITING ESSAY (SCALE 2-12) • WRITING ESSAY (SCALE 2-8) 										
Score Fields	Select Date and Raw Score										

Test Type	Field Setup		Example								
<p>IB: International Baccalaureate <i>Career College Readiness Exam</i></p>	<table border="1"> <thead> <tr> <th data-bbox="555 277 715 344">Field</th> <th data-bbox="719 277 1166 344">Description</th> </tr> </thead> <tbody> <tr> <td data-bbox="555 351 715 450">National Code</td> <td data-bbox="719 351 1166 450">Select IB</td> </tr> <tr> <td data-bbox="555 456 715 837">Subject</td> <td data-bbox="719 456 1166 837"> Select the appropriate value from the dropdown list: <ul style="list-style-type: none"> LANGUAGE A LANGUAGE B INDIVIDUALS AND SOCIETY EXPERIMENTAL SCIENCES MATHEMATICS ARTS DIPLOMA </td> </tr> <tr> <td data-bbox="555 844 715 934">Score Fields</td> <td data-bbox="719 844 1166 934">Select Date and Raw Score</td> </tr> </tbody> </table>		Field	Description	National Code	Select IB	Subject	Select the appropriate value from the dropdown list: <ul style="list-style-type: none"> LANGUAGE A LANGUAGE B INDIVIDUALS AND SOCIETY EXPERIMENTAL SCIENCES MATHEMATICS ARTS DIPLOMA 	Score Fields	Select Date and Raw Score	
Field	Description										
National Code	Select IB										
Subject	Select the appropriate value from the dropdown list: <ul style="list-style-type: none"> LANGUAGE A LANGUAGE B INDIVIDUALS AND SOCIETY EXPERIMENTAL SCIENCES MATHEMATICS ARTS DIPLOMA 										
Score Fields	Select Date and Raw Score										
<p>PLAN: ACT Plan <i>Career College Readiness Exam</i></p>	<table border="1"> <thead> <tr> <th data-bbox="555 1050 715 1117">Field</th> <th data-bbox="719 1050 1166 1117">Description</th> </tr> </thead> <tbody> <tr> <td data-bbox="555 1124 715 1223">National Code</td> <td data-bbox="719 1124 1166 1223">Select PLAN</td> </tr> <tr> <td data-bbox="555 1229 715 1655">Subject</td> <td data-bbox="719 1229 1166 1655"> Select the appropriate value from the dropdown list: <ul style="list-style-type: none"> MATH READING FOR INFORMATION MATHEMATICS GERMAN LANGUAGE GERMAN GERMAN WITH LISTENING WORLD HISTORY </td> </tr> <tr> <td data-bbox="555 1662 715 1751">Score Fields</td> <td data-bbox="719 1662 1166 1751">Select Date and Raw Score</td> </tr> </tbody> </table>		Field	Description	National Code	Select PLAN	Subject	Select the appropriate value from the dropdown list: <ul style="list-style-type: none"> MATH READING FOR INFORMATION MATHEMATICS GERMAN LANGUAGE GERMAN GERMAN WITH LISTENING WORLD HISTORY 	Score Fields	Select Date and Raw Score	
Field	Description										
National Code	Select PLAN										
Subject	Select the appropriate value from the dropdown list: <ul style="list-style-type: none"> MATH READING FOR INFORMATION MATHEMATICS GERMAN LANGUAGE GERMAN GERMAN WITH LISTENING WORLD HISTORY 										
Score Fields	Select Date and Raw Score										

Test Type	Field Setup		Example
SAT_NEW	Field	Description	
	National Code	Select SAT	
	Subject	Select the appropriate value from the dropdown list ▶ Click here to expand...	
	Code	Enter SAT_NEW	
	Score Fields	Select Date and Raw Score	

The following Career College Readiness Exams are provided to the Public Education Department by the College Board and do not need to be submitted to the Public Education Department.

ACT (optional)	Field	Description	
	National Code	Select ACT	
	Subject	Select the appropriate value from the dropdown list: <ul style="list-style-type: none"> • ENGLISH • MATH • READING • SCIENCE 	
	Score Fields	Select Date and Raw Score	

SATSUB (optional)	Field	Description	
	National Code	Select SAT	
	Subject	Select the appropriate value from the dropdown list: ▶ Click here to expand...	
	Code	Enter SAT_SUB	
	Score Fields	Select Date and Raw Score	

Test Type	Field Setup	Example										
PSAT_NMSQT or PSAT89 (optional)	<table border="1"> <thead> <tr> <th>Field</th> <th>Description</th> </tr> </thead> <tbody> <tr> <td>National Code</td> <td>Select PSAT</td> </tr> <tr> <td>Subject</td> <td>Select the appropriate value from the dropdown list: <ul style="list-style-type: none"> • MATH • READING AND WRITING </td> </tr> <tr> <td>Code</td> <td>Enter PSAT_NMSQT or PSAT89</td> </tr> <tr> <td>Score Fields</td> <td>Select Date and Raw Score</td> </tr> </tbody> </table>	Field	Description	National Code	Select PSAT	Subject	Select the appropriate value from the dropdown list: <ul style="list-style-type: none"> • MATH • READING AND WRITING 	Code	Enter PSAT_NMSQT or PSAT89	Score Fields	Select Date and Raw Score	
Field	Description											
National Code	Select PSAT											
Subject	Select the appropriate value from the dropdown list: <ul style="list-style-type: none"> • MATH • READING AND WRITING 											
Code	Enter PSAT_NMSQT or PSAT89											
Score Fields	Select Date and Raw Score											
AP: Advanced Placement (optional)	<table border="1"> <thead> <tr> <th>Field</th> <th>Description</th> </tr> </thead> <tbody> <tr> <td>National Code</td> <td>Select AP</td> </tr> <tr> <td>Subject</td> <td>Select the appropriate value from the dropdown list: ▶ Click here to expand... </td> </tr> <tr> <td>Score Fields</td> <td>Select Date and Raw Score</td> </tr> </tbody> </table>	Field	Description	National Code	Select AP	Subject	Select the appropriate value from the dropdown list: ▶ Click here to expand...	Score Fields	Select Date and Raw Score			
Field	Description											
National Code	Select AP											
Subject	Select the appropriate value from the dropdown list: ▶ Click here to expand...											
Score Fields	Select Date and Raw Score											

Assessment Fact Template Fields

The following [Assessment Fact Template](#) fields report based on the Assessment Test Setup.

Assessment Fact Template Field	Reports...

Assessment Fact Template Field	Reports...							
Test Description	<p>the State Code OR the Federal Code for the assessment test.</p> <table border="1" data-bbox="384 434 1423 936"> <thead> <tr> <th data-bbox="384 434 611 573"> If the assessment is a... </th> <th data-bbox="614 434 1423 573"> Then... </th> </tr> </thead> <tbody> <tr> <td data-bbox="384 577 611 636"> State Test </td> <td data-bbox="614 577 1423 636"> the selected State Code reports. </td> </tr> <tr> <td data-bbox="384 640 611 936"> National Test </td> <td data-bbox="614 640 1423 936"> <ul style="list-style-type: none"> the selected National Code reports (SAT, IB, AP, ACT). if the test is <i>PSAT</i>, the value from Assessment > Test Set Up > Tests > Test Detail > Code reports. If the test is <i>ACCUPLACER</i>, ACCU reports. If the test is <i>COMPASS</i>, COMP reports. </td> </tr> </tbody> </table>		If the assessment is a...	Then...	State Test	the selected State Code reports.	National Test	<ul style="list-style-type: none"> the selected National Code reports (SAT, IB, AP, ACT). if the test is <i>PSAT</i>, the value from Assessment > Test Set Up > Tests > Test Detail > Code reports. If the test is <i>ACCUPLACER</i>, ACCU reports. If the test is <i>COMPASS</i>, COMP reports.
If the assessment is a...	Then...							
State Test	the selected State Code reports.							
National Test	<ul style="list-style-type: none"> the selected National Code reports (SAT, IB, AP, ACT). if the test is <i>PSAT</i>, the value from Assessment > Test Set Up > Tests > Test Detail > Code reports. If the test is <i>ACCUPLACER</i>, ACCU reports. If the test is <i>COMPASS</i>, COMP reports. 							
Item Description Code	<p>the description of the selected Subject.</p>							
Standard Achieved Code	<p>the student's result code for the assessment. If there is not a result code for the assessment, this element reports blank.</p> <table border="1" data-bbox="384 1402 1423 1935"> <thead> <tr> <th data-bbox="384 1402 762 1460"> If the State Code is... </th> <th data-bbox="766 1402 1423 1460"> Reports... </th> </tr> </thead> <tbody> <tr> <td data-bbox="384 1464 762 1935"> Early Childhood AND the Subject code/description selected is Behavior Exit, Language Acquisition Exit, OR Social Emotional Exit </td> <td data-bbox="766 1464 1423 1935"> <ul style="list-style-type: none"> A - Did not improve functioning B - Improved functioning, but not sufficient to move nearer to functioning comparable to same-aged peers C - Improved functioning to a level nearer to same-aged peers and acquired new skills, but did not reach it D - Improved functioning to a level comparable to same-age peers E - Maintained functioning at a level comparable to same-aged peers </td> </tr> </tbody> </table>		If the State Code is...	Reports...	Early Childhood AND the Subject code/description selected is Behavior Exit, Language Acquisition Exit, OR Social Emotional Exit	<ul style="list-style-type: none"> A - Did not improve functioning B - Improved functioning, but not sufficient to move nearer to functioning comparable to same-aged peers C - Improved functioning to a level nearer to same-aged peers and acquired new skills, but did not reach it D - Improved functioning to a level comparable to same-age peers E - Maintained functioning at a level comparable to same-aged peers 		
If the State Code is...	Reports...							
Early Childhood AND the Subject code/description selected is Behavior Exit, Language Acquisition Exit, OR Social Emotional Exit	<ul style="list-style-type: none"> A - Did not improve functioning B - Improved functioning, but not sufficient to move nearer to functioning comparable to same-aged peers C - Improved functioning to a level nearer to same-aged peers and acquired new skills, but did not reach it D - Improved functioning to a level comparable to same-age peers E - Maintained functioning at a level comparable to same-aged peers 							

Assessment Fact Template Field	Reports State Code is...	Reports...
	DDA	<ul style="list-style-type: none"> • Y - SLD Eligible • N - SLD Not Eligible
	TITLE1D_RLA or TITLE1D_MATH and the Subject code/description selected is PRE	<ul style="list-style-type: none"> • BLGR - Long-term students who tested below grade level • ATGR - Long-term students who tested at grade level • PHGR - Long-term students who tested ½ grade level above • P1GR - Long-term students who tested ½ up to one full grade level above • M1GR - Long-term students who tested with more than one full grade level above
	LUS	<ul style="list-style-type: none"> • 0 - A "No" response to questions 1-7 of the NM Language Usage Survey. Student is Initial Fluent English Proficient (IFEP) • 1 - A "Yes" response to one or more questions 1-7 of the NM Language Usage Survey. Administer English language proficiency screener (W-APT or WIDA Screener) to determine English language proficiency classification.
	NMELPAPT or WAPT	<ul style="list-style-type: none"> • 0 - Initial Fluent English Proficient (IFEP) • 1 - Classified as English Learner (EL)

Assessment Fact Template Field	Reports...																					
Scoring Model Code	<p>Reports the Scoring Model Code if it is selected on the Test Detail; otherwise, this element reports blank.</p> <p>If using single-digit codes, the following values report based on the selected code.</p> <table border="1" data-bbox="384 546 987 983"> <thead> <tr> <th>Code</th> <th>Description</th> <th>Reports</th> </tr> </thead> <tbody> <tr> <td>B</td> <td>Brigance</td> <td>BRIG</td> </tr> <tr> <td>C</td> <td>Creative Curriculum</td> <td>CC</td> </tr> <tr> <td>W</td> <td>Work Sampling</td> <td>WORK</td> </tr> <tr> <td>P</td> <td>Petition to NMPED</td> <td>PETITION</td> </tr> <tr> <td>D</td> <td>Dual Discrepancy Model</td> <td>DLSC</td> </tr> <tr> <td>N</td> <td>NM PreK Observational</td> <td>NMPKO</td> </tr> </tbody> </table>	Code	Description	Reports	B	Brigance	BRIG	C	Creative Curriculum	CC	W	Work Sampling	WORK	P	Petition to NMPED	PETITION	D	Dual Discrepancy Model	DLSC	N	NM PreK Observational	NMPKO
Code	Description	Reports																				
B	Brigance	BRIG																				
C	Creative Curriculum	CC																				
W	Work Sampling	WORK																				
P	Petition to NMPED	PETITION																				
D	Dual Discrepancy Model	DLSC																				
N	NM PreK Observational	NMPKO																				