

SSA Organization Association (TSDS) (Texas)

Last Modified on 10/22/2022 10:38 am CDT

[Report Logic](#) | [Report Editor](#) | [XML Elements](#)

Classic View: [TX State Reporting](#) > [TSDS Extract](#) > [SSA Organization Association](#)

Search Terms: [Organization Association](#), [SSA Organization](#), [SSA](#)

The SSA Organization Association Extension identifies the ESC/LEA fiscal agents and the ESC and/or LEA member(s) for each type of shared services arrangement (SSA) that exists among two or more ESCs and or LEAs.

This interchange is for Submission 1 only.

TSDS Extract ☆

Reporting > TX State Reporting > TSDS Extract

TX TSDS Extract

This tool will extract data for uploading files to the state system.

<p>Report Options</p> <p>Submission: <input type="text" value="1 - Fall (prior/current year)"/></p> <p>Interchanges: <input type="text" value="SSA Organization Association"/></p> <p>Fall Snapshot Date: <input type="text" value="10/25/2019"/></p> <p>Last Day of School Start Window: <input type="text" value="09/27/2019"/></p> <p>Status: <input type="text" value="Regular"/></p> <p>Report Type: <input type="text" value="XML"/></p> <p>Filter By: <input checked="" type="radio"/> Calendar <input type="radio"/> District <input type="radio"/> School</p> <p style="text-align: center;"><input type="button" value="Generate Report"/></p> <p style="text-align: center;"><input type="button" value="Submit to Batch"/></p>	<p>Select Calendars</p> <p>Which calendar(s) would you like to include in the report?</p> <p><input checked="" type="radio"/> active year <input type="radio"/> list by school <input type="radio"/> list by year</p> <div style="border: 1px solid #ccc; padding: 5px; margin-top: 10px;"> <p>19-20</p> <p>19-20 Elementary School</p> <p>19-20 Middle School</p> <p>19-20 High School</p> <p>19-20 PK T/Th School</p> <p>19-20 PK M/W School</p> </div> <p style="font-size: small; text-align: center;">CTRL-click or SHIFT-click to select multiple</p>
---	---

Refresh Show top tasks submitted between and

Queued Time	Report Title	Status	Download

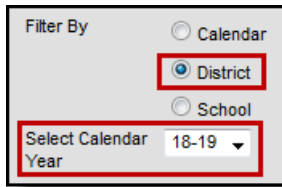


Example SSA Organization Association Editor

Report Logic

- Information reports from data entered on the Shared Services tab.
- Only one complex for each unique instance of Fiscal Agent District ID and SSA, regardless of the number of duplicate entries within Campus.

Report Editor

The following table defines the options available on the editor.

Field	Description								
Submission	1 - Fall (prior/current year)								
Interchanges	Interchanges are XML Schema Definitions (XSDs) which group related complex types. Select SSA Education Organization .								
Fall Snapshot Date	The last Friday in October.								
Last Day of School Start Window	Default value is today's date.								
Status	<ul style="list-style-type: none"> • Regular • Resubmission • Working Collection 								
Report Type	XML								
Filter By	<p>This field allows you to narrow the report results to specific Calendars, Calendar Years (District), or Schools.</p> <table border="1"> <thead> <tr> <th>Option</th> <th>Description</th> </tr> </thead> <tbody> <tr> <td>Calendar</td> <td>This option allows you to select the specific calendar(s) to include in the report.</td> </tr> <tr> <td>District</td> <td> <p>This option allows you to select the specific Calendar Year to include in the report.</p>  </td> </tr> <tr> <td>School</td> <td>This option allows you to select the specific school(s) to include in the report.</td> </tr> </tbody> </table>	Option	Description	Calendar	This option allows you to select the specific calendar(s) to include in the report.	District	<p>This option allows you to select the specific Calendar Year to include in the report.</p> 	School	This option allows you to select the specific school(s) to include in the report.
Option	Description								
Calendar	This option allows you to select the specific calendar(s) to include in the report.								
District	<p>This option allows you to select the specific Calendar Year to include in the report.</p> 								
School	This option allows you to select the specific school(s) to include in the report.								
Report Generation	The report can be marked to generate immediately using the Generate Extract button or can be marked to generate at a later time using the Submit to Batch button. See the Batch Queue article for additional guidance.								

XML Elements

XML Element	Description	Location
TX-LEAReference		
<i>EducationalOrgIdentity > StateOrganizationId</i> <i>Required</i>	Reports the state district number. <i>Coded, 6 characters</i>	System Administration > Resources > District Information > State District Number Database: District.number
TX-SharedServiceArrangement	Reports all shared services arrangements for the Fiscal Agent being reported. <i>Coded, 2 characters</i>	System Administration > Resources > District Information > Shared Services > Shared Services Arrangement Database: SharedServices.serviceType
TX-FiscalAgentEducationOrganizationReference		
<i>EducationalOrgIdentity > StateOrganizationId</i> <i>Required</i>	Reports the State District Number for the district with which the shared services arrangement was made. <i>Numeric, 6 digits</i>	System Administration > Resources > District Information > Shared Services > Fiscal Agent District ID Database: SharedServices.serviceDistrict

Previous Versions