

Student Program Interchange (TSDS) (Texas)

Last Modified on 10/22/2022 10:38 am CDT

[Report Logic](#) | [Report Editor](#) | [XML Elements](#) | [Interpreting Service State Codes](#) | [PPCD Service State Codes](#)

Classic View: *TX State Reporting > TSDS Extract > Student Program Interchange*

Search Terms: *Student Program Interchange, Program Interchange, Interchange*

Student Program Interchange represents any program designed to work in conjunction with or to supplement the main academic program. Programs may provide instruction, training, services or benefits through federal, state, or local agencies. Programs may also include organized extracurricular activities for students.

TSDS Extract ☆
Reporting > TX State Reporting > TSDS Extract

TX TSDS Extract

This tool will extract data for uploading files to the state system.

Report Options

Submission: 1 - Fall (prior/current year) ▾

Interchanges: Student Program ▾

Fall Snapshot Date: 10/27/2019 📅

Last Day of School Start Window: 09/29/2019 📅

Status: Regular ▾

Report Type: XML ▾

Filter By: Calendar
 District
 School

Population: Unique ID ▾

Ad Hoc Filter: ▾

Select Calendars

Which calendar(s) would you like to include in the report?

active year
 list by school
 list by year

19-20

- 19-20 CATE
- 19-20 Clark Middle School
- 19-20 District-Wide Staff Resp
- 19-20 Godwin Elementary School
- 19-20 Harper Elementary School
- 19-20 JJAEP
- 19-20 Lacy Elementary School
- 19-20 Lowe Elementary

CTRL-click or SHIFT-click to select multiple

Refresh Show top 50 tasks submitted between 12/16/2019 📅 and 12/23/2019 📅

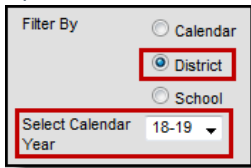


Batch Queue List			
Queued Time	Report Title	Status	Download

TSDS Extract Editor/Student Program Interchange

Report Logic

▶ [Click here to expand...](#)

Report Editor

Field	Description								
Submission	<ul style="list-style-type: none"> • 1 - Fall (prior/current year) • 3 - Summer • 4 - Extended • ECDS <ul style="list-style-type: none"> ◦ Pre-K • SELA • Child Find (CF) 								
Interchanges	Interchanges are XML Schema Definitions (XSDs) which group related complex types. Select Student Program .								
Snapshot Date	Submission 3 & 4 Only Only data as of this date reports. Default value is today's date.								
Fall Snapshot Date	Submission 1 Only The last Friday in October.								
Last Day of School Start Window	Submission 1 Only Default value is today's date.								
Status	<ul style="list-style-type: none"> • Regular • Resubmission • Working Collection 								
Report Type	XML								
Filter By	<p>This field allows you to narrow the report results to specific Calendars, Calendar Years (District), or Schools.</p> <table border="1"> <thead> <tr> <th>Option</th> <th>Description</th> </tr> </thead> <tbody> <tr> <td>Calendar</td> <td>This option allows you to select the specific calendar(s) to include in the report.</td> </tr> <tr> <td>District</td> <td> This option allows you to select the specific Calendar Year to include in the report.  </td> </tr> <tr> <td>School</td> <td>This option allows you to select the specific school(s) to include in the report.</td> </tr> </tbody> </table>	Option	Description	Calendar	This option allows you to select the specific calendar(s) to include in the report.	District	This option allows you to select the specific Calendar Year to include in the report. 	School	This option allows you to select the specific school(s) to include in the report.
Option	Description								
Calendar	This option allows you to select the specific calendar(s) to include in the report.								
District	This option allows you to select the specific Calendar Year to include in the report. 								
School	This option allows you to select the specific school(s) to include in the report.								
Population	This option allows you to limit report results to Unique IDs. The Unique ID option only considers students with a Unique ID. The <i>All</i> option considers all students.								
Ad Hoc Filter	Select an Ad Hoc filter to limit report results to those that meet filter requirements.								

Field	Description
Report Generation	The report can be marked to generate immediately using the Generate Extract button or can be marked to generate at a later time using the Submit to Batch button. See the Batch Queue article for additional guidance.

XML Elements

[StudentProgramExtension](#) |
 [StudentCTEProgramAssociation](#) |
 [StudentESYProgramAssociationExtension](#) |
 [StudentChildFindAssociationExtension](#) |
 [StudentSpecialEdProgramAssociationExtension](#) |
 [StudentTitlePartAProgramAssociationExtension](#)

StudentProgramExtension

ECDS ONLY - 'StudentProgramExtension' complex type reports as complex type 'StudentProgramAssociation'.

To be considered for leaver calculations, students who "left" school between last year and this year (including graduates) must have a prior year enrollment that encompasses at least one instructional day.

If the As of Status Code is A, C, E, or G, this complex type does not report.

```

- <StudentProgramExtension>
  - <TX-StudentReference>
    - <StudentIdentity>
      <StudentUniqueStateId>1111111111</StudentUniqueStateId>
    </StudentIdentity>
  </TX-StudentReference>
  <TX-CareerAndTechnologyEd>0</TX-CareerAndTechnologyEd>
  - <TX-FlexibleAttendance>
    <TX-FlexibleAttendanceProgram/>
  </TX-FlexibleAttendance>
  <TX-GiftedAndTalented>1</TX-GiftedAndTalented>
  <TX-PregnancyRelatedSvcs>0</TX-PregnancyRelatedSvcs>
  <TX-SpecialEducation>0</TX-SpecialEducation>
</StudentProgramExtension>
    
```

Element	Description	Location
TX-StudentReference		
StudentIdentity		
StudentUniqueStateId	<p>The reporting student's unique Student ID. Students with no Texas-unique Student ID are not reported.</p> <p>Submission: 1, 3, 4</p> <p><i>Numeric, 10 digits</i></p>	<p>Census > People > Demographics > Student Unique State ID</p> <p>Student.stateID</p>

Element	Description	Location
TX-Bilingual	<p>Indicates the student's EL Service Type if the student has an EL Service Type = B2, B3, B4 or B5. Otherwise, 0 reports.</p> <p>Submission: 1</p> <p><i>Coded, 2 characters</i></p>	<p>Student Information > Program Participation > English Learners (EL) > EL Services</p> <p>LepService.lepServiceTypeID</p>
TX-ESL	<p>Reports the student's EL Service Type if the student has an active EL Service Type = E2 or E3. Otherwise, 0 reports.</p> <p>Submission: 1</p> <p><i>Coded, 2 characters</i></p>	<p>Student Information > Program Participation > English Learners (EL) > EL Services > Type</p> <p>LepService. lepServiceTypeID</p>
ProgramReference > ProgramIdentity		

Element	Description	Location																
ProgramType	<p>Report Name.</p> <table border="1" data-bbox="497 304 1018 1496"> <thead> <tr> <th data-bbox="497 304 849 360">If...</th> <th data-bbox="849 304 1018 360">Reports...</th> </tr> </thead> <tbody> <tr> <td data-bbox="497 360 849 517">student has a B2, B3, B4 or B5 LEP Service that is active at the time of the report effective date</td> <td data-bbox="849 360 1018 517">Bilingual</td> </tr> <tr> <td data-bbox="497 517 849 674">student has an E2 or E3 LEP Service that is active at the time of the report effective date</td> <td data-bbox="849 517 1018 674">English as a Second Language (ESL)</td> </tr> <tr> <td data-bbox="497 674 849 831">student has an active 'program' on the Effective Date that is equal to GT: Gifted & Talented</td> <td data-bbox="849 674 1018 831">Gifted & Talented</td> </tr> <tr> <td data-bbox="497 831 849 987">student has an active and LOCKED IEP plan at any time during the reporting period</td> <td data-bbox="849 831 1018 987">Special Education</td> </tr> <tr> <td data-bbox="497 987 849 1245">student is enrolled in a school marked as Title 1 (Code 6) OR they have an active Title 1 record at any time during the reporting period with a value of 7, 9, or A</td> <td data-bbox="849 987 1018 1245">Title I Part A</td> </tr> <tr> <td data-bbox="497 1245 849 1368">student has an active 504 record at any time during the reporting period</td> <td data-bbox="849 1245 1018 1368">Section 504 Placement</td> </tr> <tr> <td data-bbox="497 1368 849 1496">student does not have any of the programs listed above</td> <td data-bbox="849 1368 1018 1496">Regular Education</td> </tr> </tbody> </table> <p>Submission: PK</p> <p><i>String, 48 characters</i></p>	If...	Reports...	student has a B2, B3, B4 or B5 LEP Service that is active at the time of the report effective date	Bilingual	student has an E2 or E3 LEP Service that is active at the time of the report effective date	English as a Second Language (ESL)	student has an active 'program' on the Effective Date that is equal to GT: Gifted & Talented	Gifted & Talented	student has an active and LOCKED IEP plan at any time during the reporting period	Special Education	student is enrolled in a school marked as Title 1 (Code 6) OR they have an active Title 1 record at any time during the reporting period with a value of 7, 9, or A	Title I Part A	student has an active 504 record at any time during the reporting period	Section 504 Placement	student does not have any of the programs listed above	Regular Education	System Administration > Resources > District Information > Program Type
If...	Reports...																	
student has a B2, B3, B4 or B5 LEP Service that is active at the time of the report effective date	Bilingual																	
student has an E2 or E3 LEP Service that is active at the time of the report effective date	English as a Second Language (ESL)																	
student has an active 'program' on the Effective Date that is equal to GT: Gifted & Talented	Gifted & Talented																	
student has an active and LOCKED IEP plan at any time during the reporting period	Special Education																	
student is enrolled in a school marked as Title 1 (Code 6) OR they have an active Title 1 record at any time during the reporting period with a value of 7, 9, or A	Title I Part A																	
student has an active 504 record at any time during the reporting period	Section 504 Placement																	
student does not have any of the programs listed above	Regular Education																	

Element	Description	Location
StateOrganizationID	<p>Reports State District Number.</p> <p>Submission: PK</p> <p><i>Coded, 9 characters</i></p>	<p>System Admin > Resources > District Information > State District Number</p> <p>AND</p> <p>System Admin > Resources > School > State School Number</p> <p>District.Number</p>
BeginDate	<p>Reports the Start Date of the program being reported above.</p> <p>If Start Date is blank, reports the Start Date of the student's enrollment.</p> <p>Submission: PK</p> <p><i>Date, YYYY-MM-DD</i></p>	<p>Individual program start date</p> <p>OR</p> <p>Student Information > General > Enrollment > Start Date</p> <p>Program.StartDate Enrollment.StartDate</p>
EducationOrganizationReference > EducationOrgIdentity		
StateOrganizationID	<p>Report State District Number.</p> <p>Submission: PK</p> <p><i>Coded, 6 characters</i></p>	<p>System Admin > Resources > District Information > State District Number</p> <p>District.Number</p>
TX-Bilingual	<p>Indicates the student's EL Service Type if the student has an EL Service Type = B2, B3, B4 or B5. Otherwise, 0 reports.</p> <p>Submission: 1</p> <p><i>Coded, 2 characters</i></p>	<p>Student Information > Program Participation > English Learners (EL) > EL Services</p> <p>LepService.lepServiceTypeID</p>
TX-ESL	<p>Reports the student's EL Service Type if the student has an active EL Service Type = E2 or E3. Otherwise, 0 reports.</p> <p>Submission: 1</p> <p><i>Coded, 2 characters</i></p>	<p>Student Information > Program Participation > English Learners (EL) > EL Services > Type</p> <p>LepService.lepServiceTypeID</p>
TX-Bilingual ESLSummer	<p>If the student has an SS LEP Service that is active at the time of the report Snapshot Date, 1 reports. Otherwise, 0 reports.</p> <p>Submission: 4</p> <p><i>Coded, 2 characters</i></p>	<p>Student Information > Program Participation > English Learners (EL) > EL Services > EL Service Types</p> <p>LepService.lepServiceTypeID</p>

Element	Description	Location
TX-PriorYearBilingual ESLSummer <i>*Optional</i>	<p>If the student had an EL Service of PS that was active at any time during the school year, 1 reports.</p> <p>Otherwise, does not report.</p> <p>Submission: 4</p> <p><i>Coded, 1 character</i></p>	<p>Student Information > Program Participation > LEP > LEP Services > LEP Service Types</p>
TX-GiftedAndTalented	<p>If the student has an active program of GT: Gifted and Talented as of the Snapshot Date entered, 1 reports.</p> <p>Otherwise, 0 reports</p> <p>Submission: 1, 3, 4</p> <p><i>Coded, 1 character</i></p>	<p>Student Information > General > Flags (formerly Programs) > Student Flag Editor > Gifted and Talented</p> <p>Program.code</p>
TX-PregnancyRelatedSvcs	<p>If the student has the Pregnancy Related Services flag, 1 reports. Otherwise, 0 reports.</p> <p>To report, the student must have an active PRS Program or PRS Flag.</p> <p>Submission: 3</p> <p><i>Coded, 1 character</i></p>	<p>Student Information > General > Flags (formerly Programs) > Student Flag Editor > PRS: Pregnancy Related Services</p> <p>Student Information > General > Search Tab > Student > Flags > Student Flag Editor > Flag > PRS</p> <p>OR</p> <p>Student Information > Program Participation > Programs > Program Participation Editor > Program > PRS</p> <p>Program.code</p>

Element	Description	Location
TX-SpecialEducation	<p>Submission 1 If the student has an active, locked IEP plan on the Snapshot Date, 1 reports. Otherwise, 0 reports.</p> <p>Submission 3 If the student has an active, locked IEP plan at any time during the reporting period, 1 reports. Otherwise, 0 reports.</p> <p>Submissions: 1, 3</p> <p><i>Coded, 1 character</i></p>	Student Information > Special ED > Documents > IEP Start/End Dates
TX-AlternativeLanguage Program	<ol style="list-style-type: none"> 1. Field only reports for students with an As of Status code of B, D, F, or X. 2. If student has an EL Program Status of EL that is active at the time of the report effective date AND has an EL Service record with code AB that is active at the time of the report effective date, then report 01 3. If student has an EL Program Status of EL that is active at the time of the report effective date AND has an EL Service record with code AE that is active at the time of the report effective date, then report 02 4. If student has multiple applicable services records, report from the record with the most recent effective date 5. All others, report 00 <p>Submission: 1</p> <p><i>Coded, 2 characters</i></p>	Student Information > Program Participation > English Learners (EL) > EL > AND EL Services

Element	Description	Location
TX-InterventionStrategyIndicator	<p>The Program code must be 'IS', marked Active, and marked as State Reported to report.</p> <p>Submission 1 If the student has a Program record that fits the above criteria and is active on the Snapshot Date, 1 reports. Otherwise, 0 reports.</p> <p>Submission 3 If the student has a Program record that fits the above criteria that is active at any point during the reporting period, 1 reports. Otherwise, 0 reports.</p> <p>Submissions: 1, 3</p> <p><i>Coded, 1 character</i></p>	Student Information > Program Participation > Programs
TX-Section504Indicator	<p>Submission 1 If the student has a 504 record active as of the Snapshot Date, 1 reports. Otherwise, 0 reports.</p> <p>Submission 3 If the student has a 504 record active at any time during the reporting period, 1 reports. Otherwise, 0 reports.</p> <p>Submissions: 1, 3</p> <p><i>Coded, 1 character</i></p>	Student Information > Program Participation > Section 504
TX-DyslexiaServices		
TX-DyslexiaServicesCode	<p>If student has an active Dyslexia record at the time of reporting AND the Dyslexia Services field contains a value, report that value.</p> <p>Reports all values when multiple Dyslexia records exist.</p> <p>All others report 00.</p> <p>Submissions: 3</p> <p><i>Coded</i></p>	Student Information > Program Participation > State Programs > Dyslexia > Dyslexia Services

StudentCTEProgramAssociation

Extract Editor effective date is used for effective date of programs and courses.

The StudentCTEProgramAssociation complex reports when the following is true:

1. A Career Tech program record exists for the student (Student Information > Program Admin > Programs > Career Tech Programs > Career Tech Program Detail) with the following selections:
 - Active is Checked
 - State Reported is Checked
 - School = The calendar in which the current reporting enrollment is tied to
 - At least one day of the program record falls within the reporting window

OR

2. The student completed a course with a check in the Career and Technical Ed Services checkbox at any time during the reporting window

If the student is not enrolled in an active program and/or the Student has withdrawn from all CTE courses prior to their completion, complex does not report.

```

- <StudentCTEProgramAssociation>
  - <StudentReference>
    - <StudentIdentity>
      <StudentUniqueStateId>0123456789</StudentUniqueStateId>
    </StudentIdentity>
  </StudentReference>
  - <EducationOrganizationReference>
    - <EducationalOrgIdentity>
      <StateOrganizationId>129906</StateOrganizationId>
    </EducationalOrgIdentity>
  </EducationOrganizationReference>
  <TX-DisplacedHomemakerCode>0</TX-DisplacedHomemakerCode>
  <TX-CTETransportationServices>0</TX-CTETransportationServices>
  <TX-SingleParentPregTeenCode>0</TX-SingleParentPregTeenCode>
</StudentCTEProgramAssociation>
    
```

Element	Description	Location
StudentReference		
StudentIdentity > StudentUniqueStateId	The reporting student's unique Student ID. Students with no Texas-unique Student ID are not reported. Submission: 3 <i>Numeric, 10 digits</i>	Census > People > Demographics > Student Unique State ID Student.stateID
EducationOrganizationReference		
EducationalOrgIdentity > StateOrganizationId	Reports the State District Number of the district in which the student is enrolled. Submission: 3 <i>Coded, 6 characters</i>	System Administration > Resources > District Information > State District Number District.number

Element	Description	Location
TX-OutOfWorkforce Individual	<p>If the student has a CTE Program record within the reporting period AND Displaced Homemaker is checked, 1 reports.</p> <p>Otherwise, 0 report.</p> <p>Submission: 3</p> <p><i>Coded, 1 character</i></p>	<p>Student Information > General > Career Tech > Displaced Homemaker</p> <p>CTE.displacedHomemaker</p>
TX- CTETransportation Services	<p>Reports 1 if the student has a CTE Program record within the reporting period AND Transportation is checked.</p> <p>Otherwise, 0 reports.</p> <p>Submission: 3</p> <p><i>Coded, 1 character</i></p>	<p>Student Information > General > Career Tech > Transportation</p> <p>CTE.transportation</p>
TX-SingleParentSingle PregnantWomanCode	<p>The following values report if the student has a CTE Program record AND one of the following fields are checked:</p> <ul style="list-style-type: none"> • Single Parent - 2 reports • Pregnant Teen - 7 reports • Otherwise, 0 reports <p>Submission: 3</p> <p><i>Coded, 2 characters</i></p>	<p>Student Information > General > Career Tech > Single Parent/Pregnant Teen</p> <p>CTE.singleParent</p>

StudentESYProgramAssociationExtension

Special Education students must have

- an active and locked IEP that overlaps the enrollment by at least one day.
- a value in **ESY Instructional Setting 1** on the Extended School Year (ESY) services editor on the IEP.

```

- <StudentESYProgramAssociationExtension>
  - <StudentReference>
    - <StudentIdentity>
      <StudentUniqueStateId>0123456789</StudentUniqueStateId>
    </StudentIdentity>
  </StudentReference>
  - <EducationOrganizationReference>
    - <EducationalOrgIdentity>
      <StateOrganizationId>129906</StateOrganizationId>
    </EducationalOrgIdentity>
  </EducationOrganizationReference>
  <TX-CampusIdOfEnrollment>129906002</TX-CampusIdOfEnrollment>
  <TX-GradeLevel>11</TX-GradeLevel>
  <TX-InstructionalSetting/>
  <TX-TotalESYContactHoursInstructionalSetting/>
</StudentESYProgramAssociationExtension>

```

Element	Description	Location
StudentReference		
StudentIdentity > StudentUniqueStateId	The reporting student's unique Student ID. Students with no Texas-unique Student ID are not reported. Submission: 4 <i>Coded, 10 characters</i>	Census > People > Demographics > Student Unique State ID Student.stateID
EducationOrganizationReference		
EducationalOrgIdentity > StateOrganizationId	Reports the State District Number. Submission: 4 <i>Coded, 6 characters</i>	System Administration > Resources > District Information > State District Number District.number
TX-CampusIdOf Enrollment	Reports the State District Number (6-digits) + State School Number (3 digits) of the school in which the student is enrolled. Submission: 4 <i>Coded, 9 characters</i>	System Administration > Resources > District Information > State District Number AND System Administration > Resources > District Information > State School Number District.number School.number
TX-GradeLevel	Indicates the student's grade level based on their current active enrollment record as of the Snapshot Date entered on the report editor. Submission: 4 <i>Coded, 2 characters</i>	Student Information > General > Enrollments > General Enrollments Information > Grade Level Enrollment.grade

Element	Description	Location
TX-InstructionalSetting	<p>If the student has an ESY Instructional Setting Code in field 1 on the Special Ed Section of Enrollment, the Special Ed Setting (1 or 3) from the student's enrollment record reports. To report, Special Education students must have:</p> <ul style="list-style-type: none"> • Active and locked IEP that overlaps the enrollment by at least one day. • Value in ESY Instructional Setting 1 on the Extended School Year (ESY) services editor on the IEP. <p>Otherwise, this field reports blank.</p> <p>Submission: 4</p> <p><i>Coded, 2 characters</i></p>	<p>Student Information > Enrollments > Special Ed > ESY Instructional Setting 1 or 3</p> <p>EnrollmentTX.eSYInstructionalSetting1 EnrollmentTX.eSYInstructionalSetting3</p>
TX-TotalESYContact HoursInstructionalSetting	<p>Reports the student's ESY Contact Contact Hours 1 or 3. To report, Special Education students must have:</p> <ul style="list-style-type: none"> • Active and locked IEP that overlaps the enrollment by at least one day. • Value in ESY Contact Hours 1 on the Extended School Year (ESY) services editor on the IEP. <p>Submission: 4</p> <p><i>Numeric, 5 digits</i></p>	<p>Student Information > Enrollments > Special Ed > ESY Contact Hours 1 or 3</p> <p>EnrollmentTX. eSYHour1 EnrollmentTX. eSYHour3</p>

Element	Description	Location
TX-InstructionalSetting2	<p>If student has an ESY Instructional Setting Code in field 2 on the Special Ed Section of Enrollment, the Special Ed Setting (2 or 4) from the student's enrollment record reports. Otherwise, this field reports blank.</p> <p>To report, Special Education students must have:</p> <ul style="list-style-type: none"> Active and locked IEP that overlaps the enrollment by at least one day. Value in ESY Instructional Setting 2 on the Extended School Year (ESY) services editor on the IEP. <p>Submission: 4</p> <p><i>Coded, 2 characters</i></p>	<p>Student Information > Enrollments > Special Ed > ESY Instructional Setting 2 or 4</p> <p>EnrollmentTX.eSYInstructionalSetting2 EnrollmentTX.eSYInstructionalSetting4</p>
TX-TotalESYContact HoursInstructional Setting2	<p>Reports the student's ESY Contact Contact Hours 2 or 4.</p> <p>To report, Special Education students must have:</p> <ul style="list-style-type: none"> Active and locked IEP that overlaps the enrollment by at least one day. Value in ESY Contact Hours 2 on the Extended School Year (ESY) services editor on the IEP. <p>Submission: 4</p> <p><i>Numeric, 5 digits</i></p>	<p>EnrollmentTX.eSYHour2 EnrollmentTX. eSYHour4</p>

StudentChildFindAssociationExtension

Element	Description	Location
StudentReference		
StudentUniqueStateId	<p>The reporting student's unique Student ID. Students with no Texas-unique Student ID are not reported.</p> <p>Submissions: CF</p>	<p>Census > People > Demographics > Unique State ID</p> <p>Student.stateID</p>
TX-ChildFind		

Element	Description	Location
TX-CampusIdOfEvaluation	<p>Reports the State District Number where the student's evaluation was performed.</p> <p>Submissions: CF</p>	System Administration > Resources > District Information > State District Number
TX-InstructionalTrack <i>*Optional</i>	<p>Reports an identifying number for the number of Calendars in a particular school.</p> <ul style="list-style-type: none"> • If there is only 1 Calendar for a school, 0 reports. • If there is more than 1 Calendar for a school: <ul style="list-style-type: none"> ◦ Track Number of 0 reports for the first school listed and a Track Number of 1 reports for the 2nd school listed in the Calendar. <p>Submissions: CF</p>	System Administration > Calendar > Calendar
TX-StudentAbsencesWithin Timeframe <i>*Optional</i>	<p>Reports the total number of absent days during the reporting period.</p> <p>If NULL, report 000</p> <p>Submissions: CF</p>	Calculated
TX-EarlyChildhoodTransition This is an optional sub-complex. Only reports if data is present.		
TX-ECINotificationDate	<p>Reports the ECI Notification Date. If the sub-complex is reporting then the element must report. Otherwise, do not report.</p> <p>Submissions: CF</p> <p><i>Coded, 8 characters</i> YYYY-MM-DD</p>	Student Information > Special Ed > General > Documents > Plan > Education Plan > ECI Notification Date

Element	Description	Location
TX-ECITransitionConferenceDate	<p>Reports the ECI Transition Conference Date. If the sub-complex is reporting then the element must report. Otherwise, do not report.</p> <p>Submissions: CF</p> <p><i>Coded, 8 characters</i> YYYY-MM-DD</p>	Student Information > Special Ed > General > Documents > Plan > Education Plan > ECI Transition Conference Date
TX-ChildFindInitialEvaluation		
TX-ParentalConsentDate	<p>Reports the Parental Consent Date.</p> <p>Submissions: CF</p> <p><i>Coded, 8 characters</i> YYYY-MM-DD</p>	Student Information > Special Ed > General > Documents > Plan > Education Plan > Parental Consent Date
TX-InitialEvaluationDate	<p>Reports the Initial Evaluation Date If no Initial Evaluation Date, the Eval Date reports.</p> <p>Submissions: CF</p> <p><i>Coded, 8 characters</i> YYYY-MM-DD</p>	<p>Student Information > Special Ed > General > Documents > Plan > Education Plan > Initial Evaluation Date</p> <p>OR</p> <p>Student Information > Special Ed > General > Documents > Plan > Education Plan > Eval Date</p>
TX-ChildFindEligibilityDetermination		
TX-SPEDEligibilityDetermination Date	<p>Reports the SPED Eligibility Determination Date.</p> <p>Submissions: CF</p> <p><i>Coded, 8 characters</i> YYYY-MM-DD</p>	Student Information > Special Ed > General > Documents > Plan > Education Plan > SPED Eligibility Determination Date
TX-SPEDEligibilityDetermination Code	<p>Reports 1 if the SPED Eligibility Determination box is checked.</p> <p>Otherwise, 0 reports.</p> <p>Submissions: CF</p>	Student Information > Special Ed > General > Documents > Plan > Education Plan > SPED Eligibility Determination
TX-EvaluationDelay		

Element	Description	Location
TX-EvaluationDelayReason	Reports the name of Evaluation Delay Reason. Submissions: CF	Student Information > Special Ed > General > Documents > Plan > Education Plan > Evaluation Delay Reason

StudentSpecialEdProgramAssociationExtension

If the As of Status Code is A, C, E, or G, this complex type does not report.

To be considered for leaver calculations, students who "left" school between last year and this year (including graduates) must have a prior year enrollment that encompasses at least one instructional day.

```

<StudentSpecialEdProgramAssociationExtension>
- <StudentReference>
  - <StudentIdentity>
    <StudentUniqueStateId>0123456789</StudentUniqueStateId>
  </StudentIdentity>
</StudentReference>
- <EducationOrganizationReference>
  - <EducationalOrgIdentity>
    <StateOrganizationId>129906</StateOrganizationId>
  </EducationalOrgIdentity>
</EducationOrganizationReference>
- <TX-Disabilities>
  <TX-PrimaryDisability/>
</TX-Disabilities>
<TX-MultiplyDisabled>0</TX-MultiplyDisabled>
<TX-MedicallyFragile>0</TX-MedicallyFragile>
<TX-InstructionalSetting/>
<TX-ChildCountFunding>0</TX-ChildCountFunding>
- <TX-SpecialEdServices>
  <TX-AssistiveTechnology>0</TX-AssistiveTechnology>
  <TX-AudiologicalServices>0</TX-AudiologicalServices>
  <TX-CounselingServices>0</TX-CounselingServices>
  <TX-EarlyChildhoodIntervention>0</TX-EarlyChildhoodIntervention>
  <TX-InterpretingServices>0</TX-InterpretingServices>
  <TX-MedicalDiagnosticServices>0</TX-MedicalDiagnosticServices>
  <TX-OccupationalTherapy>0</TX-OccupationalTherapy>
  <TX-OrientationMobilityTraining>0</TX-OrientationMobilityTraining>
  <TX-PhysicalTherapy>0</TX-PhysicalTherapy>
  <TX-PreschlPrgmChildDisabilities>0</TX-PreschlPrgmChildDisabilities>
  <TX-PsychologicalServices>0</TX-PsychologicalServices>
  <TX-Recreation>0</TX-Recreation>
  <TX-RegDaySchProgDeaf>0</TX-RegDaySchProgDeaf>
  <TX-SchoolHealthServices>0</TX-SchoolHealthServices>
  <TX-SocialWorkServices>0</TX-SocialWorkServices>
  <TX-SpeechTherapy>0</TX-SpeechTherapy>
  <TX-Transportation>0</TX-Transportation>
</TX-SpecialEdServices>
</StudentSpecialEdProgramAssociationExtension>

```

Submission 1 and 3: If the student is reporting 1 for TX-SpecialEducation above, the full complex type reports. If the student is reporting 0 or null, the complex type does not report.

SELA: If the student has an ACTIVE and LOCKED IEP at any time during the reporting period, then ALL required fields in the Student Special Ed Program Association Extension will report.

Element	Description	Location
StudentReference		
Student Identity > StudentUnique StateId	<p>The reporting student's unique Student ID. Students with no Texas-unique Student ID are not reported.</p> <p>Submission: 1 / 3 SELA PK CF</p> <p><i>Coded, 10 characters</i></p>	<p>Census > People > Demographics > Student Unique State ID</p> <p>Student.stateID</p>
ProgramReference > Program Identity		
ProgramType	<p>Report Special Education</p> <p>Submission: SELA PK CF</p> <p><i>String, 48 characters</i></p>	
StateOrganizationID	<p>Reports State District Number.</p> <p>Submission: SELA PK CF</p> <p><i>Coded, 6 digits</i></p>	<p>System Administration > Resources > District Information > State District Number</p> <p>District.number</p>
EducationOrganizationReference		

Element	Description	Location
EducationalOrgIdentity > State OrganizationId	Reports the State District Number of the district in which the student is enrolled. Submission: 1, 3 SELA PK CF <i>Coded, 6 characters</i>	System Administration > Resources > District Information > State District Number District.number
TX-EffectiveDateSpEd	Report Start Date from applicable plan. Submission: 1, 3 <i>Coded, 8 characters</i> YYYY-MM-DD	Special Ed > Documents > IEP > Start Date Plan.startDate
TX-Disabilities		
TX-EffectiveDateDisabilities	Report Start Date from applicable Settings and Disabilities record within the plan. Submission: 1, 3 <i>Coded, 8 characters</i> YYYY-MM-DD	Special Ed > Documents > IEP > Settings and Disabilities > Start Date SEPStateReportedData.startdate or Plan.StartDate
TX-PrimaryDisability	Indicates the student's primary disability. <i>Submission 1</i> 1. Active locked IEP on the	Student Information > Special Ed > General > Documents > Settings and Disabilities > Primary Disability SEPStateReportedData.disability1

Element	Description Snapshot Date.	Location
	<p>2. Must have a Primary Disability value on the Settings and Disabilities tab in the IEP with an active date on the Snapshot Date</p> <p>3. If null, this field reports 0.</p> <p><i>Submission 3</i></p> <p>1. Active locked IEP during the reporting period.</p> <p>2. Must have a Primary Disability value on the Settings and Disabilities tab in the IEP with an active date that falls within the reporting period</p> <p>3. If null, this field reports 0.</p> <p>Submission: 1, 3</p> <p><i>Coded, 2 characters</i></p>	
<p>TX-SecondaryDisability <i>*Optional</i></p>	<p>Indicates the student's secondary disability. If the student has no primary</p>	<p>Student Information > Special Ed > General > Documents > Settings and Disabilities > Secondary Disability</p> <p>SEPStateReportedData.disability2</p>

Element	Description	Location
	<p>disability, this field reports blank.</p> <p><i>Submission 1</i></p> <ol style="list-style-type: none"> 1. Active locked IEP on the Snapshot Date. 2. Must have a Secondary Disability value on the Settings and Disabilities tab in the IEP with an active date on the Snapshot Date. 3. If null, do not report. <p><i>Submission 3</i></p> <ol style="list-style-type: none"> 1. Active locked IEP during the reporting period. 2. Must have a Secondary Disability value on the Settings and Disabilities tab in the IEP with an active date that falls within the reporting period. 3. If null, do not report. <p>Submission: 1, 3</p> <p><i>Coded, 2 characters</i></p>	

TX Tertiary Disability Element *Optional	Description	Location
	<p>Indicates the student's tertiary disability. If the student has no primary disability, this field reports blank.</p> <p><i>Submission 1</i></p> <ol style="list-style-type: none"> Active locked IEP on the Snapshot Date. Must have a Tertiary Disability value on the Settings and Disabilities tab in the IEP with an active date on the Snapshot Date. If null, do not report. <p><i>Submission 3</i></p> <ol style="list-style-type: none"> Active locked IEP during the reporting period. Must have a Tertiary Disability value on the Settings and Disabilities tab in the IEP with an active date that falls within the reporting period. If null, do not report. <p>Submission:</p>	<p>Student Information > Special Ed > General > Documents > Settings and Disabilities > Tertiary Disability</p> <p>Database: SEPStateReportedData.disability3</p>

Element	1, 3 Description	Location
	<i>Coded, 2 characters</i>	
TX-MultiplyDisabled	<p>If the student has multiple disabilities, 1 reports. Otherwise, 0 reports.</p> <p>To report, Special Education students must have:</p> <ul style="list-style-type: none"> • An active and locked IEP on the Snapshot Date • Multiply Disabled checkbox marked on the Settings and Disabilities tab in the IEP with an active date on the Snapshot Date. If the Multiply Disabled field is null, this field reports 0. <p>Submission: 1, 3</p> <p><i>Coded, 1 character</i></p>	<p>Student Information > Special Ed > General > Documents > Settings and Disabilities > Multiply Disabled</p> <p>SEPStateReportedData.multipleDisabilities</p>

Element	Description	Location
TX-MedicallyFragile	<p>If the student has an active and locked IEP as of the Snapshot Date entered on the report editor and they have an active Medically Fragile service, 1 reports. Otherwise, 0 reports.</p> <p>Submission: 1</p> <p><i>Coded, 1 character</i></p>	<p>Student Information > Special Ed > Documents > IEP > SPED Services > Service</p> <p>Student Information > Special Ed > Documents > IEP > Related Services > Service</p> <p>PlanServices.name</p>

Element	Description	Location
TX-InstructionalSetting	<p><i>Submission 1</i></p> <ol style="list-style-type: none"> 1. Active locked IEP on the Snapshot Date. 2. Must have an Instructional Setting value on the Settings and Disabilities tab in the IEP with an active date on the Snapshot Date. 3. If null, report 00. <p><i>Submission 3</i></p> <ol style="list-style-type: none"> 1. Active locked IEP during the reporting period. 2. Must have an Instructional Setting value on the Settings and Disabilities tab in the IEP with an active date that falls within the reporting period. 3. If null, report 00. <p>Submission: 1, 3 SELA</p> <p><i>Coded, 2 characters</i></p>	<p>Student Information > Special Ed > General > Documents > Settings and Disabilities > Special Ed Setting</p> <p>SEPStateReportedData.specialEdSetting</p>

Element	Description	Location
TX-ChildCountFunding	<p>Reports when the student has:</p> <ul style="list-style-type: none"> An active and locked IEP on the Snapshot Date A value in Child Count Funding on the Settings and Disabilities tab in the IEP with an active date on the Snapshot Date. I If the Child Count Funding field is null, this field reports 0. <p>Submission: 1</p> <p><i>Coded, 2 characters</i></p>	<p>Student Information > Special Ed > General > Documents > Settings and Disabilities > Child Count Funding</p> <p>SEPStateReportedData.specialEdStatus</p>
TX-SpecialEdServices		
TX-EffectiveDateServices	<p>Reports the Start Date from the applicable service record within the plan.</p> <p>Submission: 1, 3 CF</p> <p><i>Coded, 10 characters</i></p>	<p>Special Ed > Documents > IEP > SPED Services > Service; Special Ed > Documents > IEP > Related Services > Service</p>

Element	Description	Location
TX-AssistiveTechnology	<p><i>Submission 1</i> Reports 1 if the student has an active and locked IEP as of the Snapshot Date and an active Assistive Tech service. Otherwise, 0 reports.</p> <p><i>Submission 3</i> Reports 1 reports if the student has an active and locked IEP within the reporting period and an active Assistive Tech Service. Otherwise, 0 reports.</p> <p>Submission: 1, 3</p> <p><i>Coded, 1 character</i></p>	<p>Student Information > Special Ed > Documents > IEP > SPED Services > Service</p> <p>Student Information > Special Ed > Documents > IEP > Related Services > Service</p> <p>PlanServices.name</p>

Element	Description	Location
TX-AudiologicalServices	<p><i>Submission 1</i> Reports 1 if the student has an active and locked IEP as of the Snapshot Date entered on the report editor and an active Audiological service. Otherwise, 0 reports.</p> <p><i>Submission 3</i> Reports 1 if the student has an active and locked IEP within the reporting period and an active Audiological Service. Otherwise, 0 reports.</p> <p>Submission: 1, 3</p> <p><i>Coded, 1 character</i></p>	<p>Student Information > Special Ed > Documents > IEP > SPED Services > Service</p> <p>Student Information > Special Ed > Documents > IEP > Related Services > Service</p> <p>PlanServices.name</p>

Element	Description	Location
<p>TX-CounselingServices</p>	<p><i>Submission 1</i> Reports 1 if the student has an active and locked IEP as of the Snapshot Date entered on the report editor and an active Counseling service. Otherwise, 0 reports.</p> <p>Submission 3 Reports 1 if the student has an active and locked IEP within the reporting period and an active Counseling Service. Otherwise, 0 reports.</p> <p>Submission: 1, 3</p> <p><i>Coded, 1 character</i></p>	<p>Student Information > Special Ed > Documents > IEP > SPED Services > Service</p> <p>Student Information > Special Ed > Documents > IEP > Related Services > Service</p> <p>PlanServices.name</p>

Element	Description	Location
TX-EarlyChildhoodIntervention	<p>Reports 1 if the EC Intervention field is marked on the calendar tied to the reporting student's enrollment record. Otherwise, 0 reports.</p> <p>Submission: 1, 3 CF</p> <p><i>Coded, 1 character</i></p>	<p>Census > People > Demographics > Birth Date</p> <p>System Administration > Calendar > Calendar > Early Childhood Intervention</p> <p>PlanServices.name</p>

Element	Description	Location
TX-InterpretingServices	<p>Submission 1 If the student has an active and locked IEP as of the Snapshot Date entered on the report editor, the Interpreting Services value is reported. Otherwise, 00 reports.</p> <p>Submission 3 The Interpreting Service value reports if the student has an active and locked IEP within the reporting period and an active Interpreting Service or PPCD Service. Otherwise, 00 reports.</p> <p>See Interpreting Services codes translation below.</p> <p>Submission: 1, 3</p> <p><i>Coded, 2 characters</i></p>	<p>Student Information > Special Ed > Documents > IEP > SPED Services > Service</p> <p>Student Information > Special Ed > Documents > IEP > Related Services > Service</p> <p>PlanServices.name</p>

Element	Description	Location
TX-MedicalDiagnosticServices	<p><i>Submission 1</i> Reports 1 if the student has an active and locked IEP as of the Snapshot Date entered on the report editor and an active Medical Diagnostic Service. Otherwise, 0 reports.</p> <p><i>Submission 3</i> Reports 1 if the student has an active and locked IEP within the reporting period and an active Medical Diagnostic Service. Otherwise, 0 reports.</p> <p>Submission: 1, 3</p> <p><i>Coded, 1 character</i></p>	<p>Student Information > Special Ed > Documents > IEP > SPED Services > Service</p> <p>Student Information > Special Ed > Documents > IEP > Related Services > Service</p> <p>PlanServices.name</p>

Element	Description	Location
TX-OccupationalTherapy	<p>Submission 1 Reports 1 if the student has an active and locked IEP as of the Snapshot Date entered on the report editor and an active Occupational Therapy Service. Otherwise, 0 reports.</p> <p>Submission 3 Reports 1 if the student has an active and locked IEP within the reporting period and an active Occupational Service. Otherwise, 0 reports.</p> <p>Submission: 1, 3</p> <p><i>Coded, 1 character</i></p>	<p>Student Information > Special Ed > Documents > IEP > SPED Services > Service</p> <p>Student Information > Special Ed > Documents > IEP > Related Services > Service</p> <p>PlanServices.name</p>

Element	Description	Location
TX-OrientationMobilityTraining	<p>Submission 1 Reports 1 if the student has an active and locked IEP as of the Snapshot Date entered on the report editor and an active Mobility Training service. Otherwise, 0 reports.</p> <p>Submission 3 Reports 1 if the student has an active and locked IEP within the reporting period and an active Orientation Mobility Service. Otherwise, 0 reports.</p> <p>Submission: 1, 3</p> <p><i>Coded, 1 character</i></p>	<p>Student Information > Special Ed > Documents > IEP > SPED Services > Service</p> <p>Student Information > Special Ed > Documents > IEP > Related Services > Service</p> <p>PlanServices.name</p>

Element	Description	Location
TX-PhysicalTherapy	<p>Submission 1 Reports 1 if the student has an active and locked IEP as of the Snapshot Date entered on the report editor and an active Physical Therapy service. Otherwise, 0 reports.</p> <p>Submission 3 Reports 1 if the student has an active and locked IEP within the reporting period and an active Physical Therapy Service. Otherwise, 0 reports.</p> <p>Submission: 1, 3</p> <p><i>Coded, 1 character</i></p>	<p>Student Information > Special Ed > Documents > IEP > SPED Services > Service</p> <p>Student Information > Special Ed > Documents > IEP > Related Services > Service</p> <p>PlanServices.name</p>

Element	Description	Location
<p>TX-PreschIPrgmChildDisabilities</p>	<p>Submission 1: Reports 1 if the student's age is 3, 4 or 5 AND the student is enrolled in grade PK AND the student has an active and locked IEP as of the Effective Date. Otherwise, 0 reports.</p> <p>Submission 3: Reports 1 if the student's age is 3, 4 or 5 AND the student is enrolled in grade PK AND the student has an active and locked IEP within the reporting period. Otherwise, 0 reports.</p> <p>Submission: 1, 3</p> <p><i>Coded, 1 character</i></p>	<p>Census > People > Demographics > Birth Date</p> <p>Student Information > Special Education > Documents > IEP</p> <p>PlanServices.name</p>

Element	Description	Location
TX-PsychologicalServices	<p>Submission 1 Reports 1 if the student has an active and locked IEP as of the Snapshot Date entered on the report editor and an active Psychological service. Otherwise, 0 reports.</p> <p>Submission 3: Reports 1 if the student has an active and locked IEP within the reporting period and an active Psychological Service. Otherwise, 0 reports.</p> <p>Submission: 1, 3</p> <p><i>Coded, 1 character</i></p>	<p>Student Information > Special Ed > Documents > IEP > SPED Services > Service</p> <p>Student Information > Special Ed > Documents > IEP > Related Services > Service</p> <p>PlanServices.name</p>

Element	Description	Location
TX-Recreation	<p><i>Submission 1</i> Reports 1 if the student has an active and locked IEP as of the Snapshot Date entered on the report editor and an active Recreation service. Otherwise, 0 reports</p> <p><i>Submission 3</i> Reports 1 if the student has an active and locked IEP within the reporting period and an active Recreation Service. Otherwise, 0 reports.</p> <p>Submission: 1, 3</p> <p><i>Coded, 1 character</i></p>	<p>Student Information > Special Ed > Documents > IEP > SPED Services > Service</p> <p>Student Information > Special Ed > Documents > IEP > Related Services > Service</p> <p>PlanServices.name</p>

Element	Description	Location
TX-RegDaySchProgDeaf	<p>Submission 1 Reports 3 if the student has an active and locked IEP as of the Snapshot Date entered on the report editor, an active Service of Deaf Program with a Regional day school <50% of the day or Regional day school =>50% of the day. Otherwise, 0 reports.</p> <p>Submission 3 Reports 3 if the student has an active and locked IEP within the reporting window and an active Service of Deaf Program with a Regional day school <50% of the day or Regional day school =>50% of the day. Otherwise, 0 reports.</p> <p>Submission: 1, 3</p> <p><i>Coded, 2 characters</i></p>	<p>Student Information > Special Ed > Documents > IEP > SPED Services > Service</p> <p>Student Information > Special Ed > Documents > IEP > Related Services > Service</p> <p>PlanServices.name</p>

Element	Description	Location
TX-SchoolHealthServices	<p>Submission 1 Reports 1 if the student has an active and locked IEP as of the Snapshot Date entered on the report editor and an active School Health service. Otherwise, 0 reports.</p> <p>Submission 3 Reports 1 if the student has an active and locked IEP within the reporting period and an active School Health service. Otherwise, 0 reports.</p> <p>Submission: 1, 3</p> <p><i>Coded, 1 character</i></p>	<p>Student Information > Special Ed > Documents > IEP > SPED Services > Service</p> <p>Student Information > Special Ed > Documents > IEP > Related Services > Service</p> <p>PlanServices.name</p>

Element	Description	Location
<p>TX-SocialWorkServices</p>	<p>Submission 1 Reports 1 if the student has an active and locked IEP as of the Snapshot Date entered on the report editor and an active Social Work service. Otherwise, 0 reports.</p> <p>Submission 3 Reports 1 if the student has an active and locked IEP within the reporting period and an active Social Work service. Otherwise, 0 reports.</p> <p>Submission: 1, 3</p> <p><i>Coded, 1 character</i></p>	<p>Student Information > Special Ed > Documents > IEP > SPED Services > Service</p> <p>Student Information > Special Ed > Documents > IEP > Related Services > Service</p> <p>PlanServices.name</p>
<p>TX-SpeechTherapy</p>	<p>Submission 1 Reports 1 if the student has an active and locked IEP as of the Snapshot Date entered on the report editor and Speech Therapy Services and Instructional Setting = 00 on the Settings and Disabilities tab in the IEP with an active date on the Snapshot Date.</p> <p>Reports 2 if</p>	<p>Student Information > Special Ed > Documents > IEP > SPED Services > Service</p> <p>Student Information > Special Ed > Documents > IEP > Related Services > Service</p> <p>PlanServices.name</p>

Element	Description	Location
	<p>the student has an active and locked IEP as of the Snapshot Date entered on the report editor and Speech Therapy Services and Instructional equal anything other than 00 on the Settings and Disabilities tab in the IEP with an active date on the Snapshot Date.</p> <p>Otherwise, 0 reports.</p> <p>Submission 3 Reports 1 if the student has an active and locked IEP within the reporting window and Speech Therapy Services and Instructional Setting = 00 on the Settings and Disabilities tab in the IEP with an active date that falls within the reporting window.</p> <p>Reports 2 if the student has an active and locked IEP within the reporting window and Speech Therapy Services and Instructional equal anything other than 00 on the Settings and Disabilities tab in the IEP with an active date that</p>	

Element	Description	Location
	<p>falls within the reporting window.</p> <p>Otherwise, 0 reports.</p> <p>Submission: 1, 3</p> <p><i>Coded, 2 characters</i></p>	
<p>TX-Transportation</p>	<p>Submission 1 Reports 1 if the student has an active and locked IEP as of the Snapshot Date entered on the report editor and an active Transportation service. Otherwise, 0 reports.</p> <p>Submission 3 Reports 1 if the student has an active and locked IEP within the reporting period entered on the report editor and an active Transportation service. Otherwise, 0 reports.</p> <p>Submission: 1, 3</p> <p><i>Coded, 1 character</i></p>	<p>Student Information > Special Ed > Documents > IEP > SPED Services > Service</p> <p>Student Information > Special Ed > Documents > IEP > Related Services > Service</p> <p>PlanServices.name</p>

Element	Description	Location
TX-PPCDServiceLocationIndicator	<p>If the student has an ACTIVE AND LOCKED IEP as of the Effective Date AND has a SPED Service equal to one of the PPCD Services:</p> <ul style="list-style-type: none"> • Report State Code from the active SPED Service. • Default to 0 if no PPCD Service Location selected under SPED Services. <p>Note: Interpreting Service Codes and PPCD Service Location Codes are the only ones reported for this field from the Service drop list, in SPED Services.</p> <p>Submission: 1</p> <p><i>Coded, 2 characters</i></p>	<p>Special Ed > Documents > IEP > SPED Services > Service</p> <p>Special Ed> Documents > IEP > Related Services > Service</p>

Element	Description	Location
TX-LEAOFRDSPDService	<p>If student has an ACTIVE AND LOCKED IEP as of the Effective Date: Report the value in the District of RDSPD Services field. If no value, then do not report.</p> <p>Submission: 1</p> <p><i>Coded, 6 characters</i></p>	<p>Student Information > Special Ed > Documents > SPED Services > District of RDSPD Services</p>
TX-SpecialEducationLanguage Acquisition	<p>Entire complex type reports for students with an active and locked IEP during the reporting period. Otherwise, elements report blank.</p>	
<p>SchoolReference > EducationalOrgIdentity</p>		
StateOrganizationId	<p>Reports County-District number (6 digits) + State School Number (3 digits)</p> <p>Submission: SELA</p> <p><i>Coded, 9 characters</i></p>	<p>System Administration > Resources > School > School Detail > State School Number AND State District Number</p> <p>District.Number School.Number</p>

Element	Description	Location
TX-PreferredHomeCommunication Method	<p>Reports the value if the referenced IEP has an active Setting and Disability tab record during the reporting period AND Preferred Home Communication Method contains a value.</p> <p>Otherwise, reports blank.</p> <p>Submission: SELA</p> <p><i>String, 17 characters</i></p>	<p>Student Info > SPED > General > Documents > Data Plan > Setting and Disability</p> <p>SEPStateReportedDate. homeCommunicationMethodString</p>
SchoolReference > TX-LanguageAcquisitionServicesProvided	<p>Student must have an active and locked IEP during the reporting period for entire Special Education Language Acquisition complex type to report. Repeat for each record.</p> <p>This section reports as "Services not Provided" if student does not have an active Language Acquisition Services tab record.</p>	
TX-LangAcqServicesProvided	<p>If Services Provided contains a value, the value reports. This element reports as "Services not Provided" if student does not have an active Language Acquisition Services tab record.</p> <p>Submission: SELA</p> <p><i>String, 19 characters</i></p>	<p>Student Info > SPED > General > Documents > Data Plan > Language Acquisition Services > Services Provided</p> <p>SEPGenericForm.vcMax2</p>

Element	Description	Location
TX-FrequencyOfServices	Reports the Frequency of Services value. Otherwise, does not report. Submission: SELA <i>String, 54 characters</i>	Student Info > SPED > General > Documents > Data Plan > Language Acquisition Services > Frequency of Services SEPGenericForm.vcMax4
TX-HoursSpentReceivingServices	Reports the Hours Spent Receiving Services value. Otherwise, does not report. Submission: SELA <i>String, 25 characters</i>	Student Info > SPED > General > Documents > Data Plan > Language Acquisition Services > Hours Spent Receiving Services SEPGenericForm.vcMax6
SchoolReference > TX-HearingAmplification		
If student has an active locked IEP during the reporting period with an active Language Acquisition tab record, then report entire complex type. If more than one record exists, the complex type will be repeated for each instance.		
TX-HearingAmplificationType	Reports the Hearing Amplification Type value. Otherwise, reports 00. Submission: SELA <i>String, 94 characters</i>	Student Info > SPED > General > Documents > Data Plan > Hearing Amplification > Hearing Amplification Type SEPGenericForm.vcMax2
TX-HearingAmplificationAccess	Reports the Access value. Otherwise, reports blank. Submission: SELA <i>String, 11 characters</i>	Student Info > SPED > General > Documents > Data Plan > Hearing Amplification > Access SEPGenericForm.vcMax4

Element	Description	Location
TX-HearingAmplifAvgDailyUse	<p>Reports the Avg Daily Use value. Otherwise, reports blank.</p> <p>Submission: SELA</p> <p><i>String, 17 characters</i></p>	<p>Student Info > SPED > General > Documents > Data Plan > Hearing Amplification > Avg Daily Use</p> <p>Database: SEPGenericForm.vcMax6</p>
SchoolReference>TX-LanguageAcquisitionAssessmentReportingCategory		
<p>If student has an active locked IEP during the reporting period with an active Language Acquisition tab record, then report entire complex type. If more than one record exists, the complex type will be repeated for each instance.</p>		
TX-ToolOrAssessmentUsed	<p>Reports Tool or Assessment Used value. Otherwise, reports 00.</p> <p>Submission: SELA</p> <p><i>String, 11 characters</i></p>	<p>Student Info > SPED > General > Documents > Data Plan > Language Acquisition > Tool or Assessment Used</p> <p>SEPGenericForm.vcMax2</p>
TX-AssessmentResultsObtained	<p>Reports the value of Assessment Results Obtained. Otherwise, reports blank.</p> <p>Submission: SELA</p> <p><i>String, 20 characters</i></p>	<p>Student Info > SPED > General > Documents > Data Plan > Language Acquisition > Assessment Results Obtained</p> <p>SEPGenericForm.vcMax4</p>

StudentTitleIPartAProgramAssociationExtension

Submission 1: Using the logic described in Submission 1 of [Title 1 Part A Indicator](#), students with TX-TitleIPartAIndicator of 0, 6, 7, 8, 9, or A report the full complex type. Students with blank do not report the complex type.

Submission 3: Students with TX-TitleIPartAIndicator of 6, 7, or 9 will report full complex type. Students with blank, 0, or 8 do not report the complex type.

To be considered for leaver calculations, students who "left" school between last year and this year

(including graduates) must have a prior year enrollment that encompasses at least one instructional day.

```

- <StudentTitleIPartAProgramAssociationExtension>
  - <StudentReference>
    - <StudentIdentity>
      <StudentUniqueStateId>0123456789</StudentUniqueStateId>
    </StudentIdentity>
  </StudentReference>
  - <EducationOrganizationReference>
    - <EducationalOrgIdentity>
      <StateOrganizationId>129906</StateOrganizationId>
    </EducationalOrgIdentity>
  </EducationOrganizationReference>
  <TX-CampusIdOfEnrollment>129906002</TX-CampusIdOfEnrollment>
  - <TX-TitleIPartAServices>
    <TX-TitleIPartAReadingIndicator>1</TX-TitleIPartAReadingIndicator>
    <TX-TitleIPartAMathematicsIndicator>0</TX-TitleIPartAMathematicsIndicator>
    <TX-TitleIPartAScienceIndicator>0</TX-TitleIPartAScienceIndicator>
    <TX-TitleIPartASocialStudiesIndicator>0</TX-TitleIPartASocialStudiesIndicator>
  </TX-TitleIPartAServices>
  - <TX-TitleIPartASupportServices>
    <TX-GuidanceCounselingServices>0</TX-GuidanceCounselingServices>
    <TX-SocialWorkServices>0</TX-SocialWorkServices>
    <TX-HealthServices>0</TX-HealthServices>
  </TX-TitleIPartASupportServices>
</StudentTitleIPartAProgramAssociationExtension>

```

Element	Description	Location
StudentReference		
StudentIdentity > StudentUniqueStateId	<p>The reporting student's unique Student ID. Students with no Texas-unique Student ID are not reported.</p> <p>Submission: 1, 3</p> <p><i>Coded, 10 characters</i></p>	<p>Census > People > Demographics > Student Unique State ID</p> <p>Student.stateID</p>
EducationOrganizationReference		
EducationalOrgIdentity > StateOrganizationId	<p>Reports the State District Number of the district in which the student is enrolled.</p> <p>Submission: 1, 3</p> <p><i>Coded, 6 characters</i></p>	<p>System Administration > Resources > District Information > State District Number</p> <p>District.number</p>
TX-CampusIdOfEnrollment	<p>Reports the State District Number (6-digits) + State School Number (3 digits) of the school in which the student is enrolled.</p> <p>Submission: 1, 3</p> <p><i>Coded, 9 characters</i></p>	<p>System Administration > Resources > District Information > State District Number AND System Administration > Resources > District Information > State School Number</p> <p>District.number School.number</p>

Element	Description	Location
TX-TitleIPartA Indicator	<p>If the student's most recent enrollment is or was in a school marked as 6: Title I Schoolwide as of the Snapshot Date of the report, 6 reports regardless of the value entered on the Title 1 field on the enrollment record.</p> <p>If the student is not enrolled in a School marked as 6, then this elements reports as follows from System Administration > Resources > School > School History > Title 1.</p> <p>Submission 1</p> <ul style="list-style-type: none"> • If the student's enrollment is/was in a School marked as 6: Title I Schoolwide in System Administration > Resources > School > School History > Title 1, then report 6 (regardless of what value is in Enrollment). • If no school-wide record exists: <ul style="list-style-type: none"> ◦ If the student has a Title 1 record that is active on the Snapshot Date with a code of 7, 9, or A, that value reports. ◦ If the code is 0 or 8, 0 reports. ◦ If multiple active records exist on the Snapshot Date, this value reports from the record with most recent save/edit date. • If no school-wide record exists and no student Title 1 record exists, report 0. <p>Submission 3</p> <ul style="list-style-type: none"> • If the student has a Title 1 record that is active during the reporting period with a code of 7, 9, or A, that value reports. • If the code is 0 or 8, nothing reports. • If multiple active records exist within the reporting period, this value reports from the record with most recent save/edit date. <p>Submission: 1, 3</p> <p><i>Coded, 2 characters</i></p>	<p>System Administration > Resources > School > School History > Title 1</p> <p>School.title1</p>

Interpreting Service State Codes

Interpreting Service Name	State Code
Interpreting - 01 Oral Transliteration	01
Interpreting - 02 CUED Language Transliteration	02
Interpreting - 03 Sign Language Transliteration	03
Interpreting - 04 Sign Language Interpreting	04
Interpreting - 05 Communication Access Realtime Translation (CART)	05
Interpreting - 06 C-Print	06
Interpreting - 07 TypeWell	07
Interpreting - 08 Deaf-Blind Interpreting	08

PPCD Service State Codes

PPCD Service Location Name	State Code
Not Applicable to this Student (i.e. students who do not meet PPCD reporting requirement).	0
PPCD-1 =>10hrs wk > (50% Stud W/O IEP)	1
PPCD-3 in SPED prog > 50% Stud W/IEP	3
PPCD-4 <10 hrs wk > (50% Stud W/O IEP)	4
PPCD-5 =>10 hrs serv of reg ECP>50% Stud W/O IEP	5
PPCD-6<10 hrs serv out of reg ECP>50% Stud W/O IEP	6
PPCD-7 Not Reg Ed/SPED-Rec Maj of Serv @ Stud home	7
PPCD-8 Not Reg Ed/SPED-Maj of Serv @ Serv Provider	8

Previous Versions

[Student Program Interchange \(TSDS\) \(Texas\) \[.2144 - .2207\]](#)

[Student Program Interchange \(TSDS\) \(Texas\) \[.2120-.2136\]](#)