

Student Restraint Event Interchange (TSDS) (Texas)

Last Modified on 10/22/2022 10:38 am CDT

[Report Logic](#) | [Report Editor](#) | [XML Elements](#)

Classic View: *TX State Reporting > TSDS Extract > Student Restraint Event Interchange*

Search Terms: *Student Restraint Event Interchange, Restraint Interchange, Event Interchange*

The Student Restraint Event captures data for all student restraints administered by school district police officers and school resource officers working with a LEA under a local MOU as well as special education students who are restrained by school employees. The Student Restraint Event is collected in Submission 3 - Summer only.

TSDS Extract ☆

Reporting > TX State Reporting > TSDS Extract

TX TSDS Extract

This tool will extract data for uploading files to the state system.

<p>Report Options</p> <div style="border: 2px solid red; padding: 5px; margin-bottom: 10px;"> <p>Submission: 3 - Summer</p> <p>Interchanges: Student Restraint Event</p> </div> <p>Effective Date: <input type="text"/></p> <p>Status: Regular</p> <p>Report Type: XML</p> <p>Filter By: <input checked="" type="radio"/> Calendar <input type="radio"/> District <input type="radio"/> School</p> <p>Population: Unique ID</p> <p>Ad Hoc Filter: <input type="text"/></p> <p style="text-align: center;"> <input type="button" value="Generate Report"/> <input type="button" value="Submit to Batch"/> </p>	<p>Select Calendars</p> <p>Which calendar(s) would you like to include in the report?</p> <p><input checked="" type="radio"/> active year <input type="radio"/> list by school <input type="radio"/> list by year</p> <div style="border: 1px solid #ccc; padding: 5px; margin-top: 10px;"> <p>19-20</p> <ul style="list-style-type: none"> 19-20 High School 19-20 Middle School 19-20 South Middle School 19-20 West Middle SchoolElement 19-20 Elementary School 19-20 K-3 Elementary School 19-20 Lacy Elementary School 19-20 Lowe Elementary 19-20 PISD Day Care Facility 19-20 Princeton DAEP 19-20 Princeton High School 19-20 Smith Elementary 19-20 Southard Middle School 19-20 Special Programs PK 19-20 West Middle SchoolElem PK 19-20 Elementary Sch PK 19-20 Lacy Elementary Schoo PK 19-20 Lowe Elementary PK 19-20 Smith Elementary </div> <p style="font-size: small; text-align: center;">CTRL-click or SHIFT-click to select multiple</p>
---	---

Refresh Show top 50 tasks submitted between 12/16/2019 and 12/23/2019

Batch Queue List			
Queued Time	Report Title	Status	Download

TSDS Extract Editor/Student Restraint Event Interchange

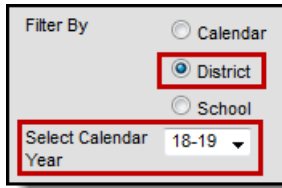


Report Logic

- The Student Restraint Event Interchange represents data for the restraints of all students that are administered by school district police officers and school resource officers working with an LEA under a local MOU and special education students who are restrained by LEA employees and volunteers.
- Students who meet the following criteria will NOT be included in the report:
 - Students with no State ID.
 - Students marked as State Exclude, are in a grade level marked State Exclude or enrolled in a calendar marked State Exclude.
 - Students with an ADA Eligibility = 0 or blank on all ADA records tied to the reporting

enrollment.

- Student restraint events that are performed by law enforcement personnel who are not employed by a LEA police department or who are not serving as an SRO under a MOU with an LEA.

Report Editor

Field	Description								
Submission	3 - Summer								
Interchanges	Interchanges are XML Schema Definitions (XSDs) which group related complex types. Select Student Discipline .								
Effective Date	Only data as of this date reports. Default value is today's date.								
Status	<ul style="list-style-type: none"> • Regular • Resubmission • Working Collection 								
Report Type	XML								
Filter By	<p>This field allows you to narrow the report results to specific Calendars, Calendar Years (District), or Schools.</p> <table border="1"> <thead> <tr> <th>Option</th> <th>Description</th> </tr> </thead> <tbody> <tr> <td>Calendar</td> <td>This option allows you to select the specific calendar(s) to include in the report.</td> </tr> <tr> <td>District</td> <td> <p>This option allows you to select the specific Calendar Year to include in the report.</p>  </td> </tr> <tr> <td>School</td> <td>This option allows you to select the specific school(s) to include in the report.</td> </tr> </tbody> </table>	Option	Description	Calendar	This option allows you to select the specific calendar(s) to include in the report.	District	<p>This option allows you to select the specific Calendar Year to include in the report.</p> 	School	This option allows you to select the specific school(s) to include in the report.
Option	Description								
Calendar	This option allows you to select the specific calendar(s) to include in the report.								
District	<p>This option allows you to select the specific Calendar Year to include in the report.</p> 								
School	This option allows you to select the specific school(s) to include in the report.								
Population	This option allows you to limit report results to Unique IDs. The Unique ID option only considers students with a Unique ID. The <i>All</i> option considers all students.								
Ad Hoc Filter	Select an Ad Hoc filter to limit report results to those that meet filter requirements.								

Field	Description
Report Generation	The report can be marked to generate immediately using the Generate Extract button or can be marked to generate at a later time using the Submit to Batch button. See the Batch Queue article for additional guidance.

XML Elements

RestraintEvent

RestraintEvent

```

- <RestraintEvent>
  <RestraintEventIdentifier>027521</RestraintEventIdentifier>
  <EventDate>2012-10-01</EventDate>
  - <StudentReference>
    - <StudentIdentity>
      <StudentUniqueStateId>1234567899</StudentUniqueStateId>
    </StudentIdentity>
  </StudentReference>
  - <SchoolReference>
    - <EducationalOrgIdentity>
      <StateOrganizationId>129906041</StateOrganizationId>
    </EducationalOrgIdentity>
  </SchoolReference>
  <TX-PrimaryRestraintReason>02</TX-PrimaryRestraintReason>
  <TX-ReportingPeriod>1</TX-ReportingPeriod>
  <TX-InstructionalSetting>00</TX-InstructionalSetting>
  <TX-RestraintStaff>02</TX-RestraintStaff>
  <TX-SpecialEducation>0</TX-SpecialEducation>
</RestraintEvent>

```

Element	Description	Location
<i>Restraint Event Identifier</i> <i>Required</i>	Reports the Event ID of the behavior incident. Submission: 3 <i>Numeric, 6 digits</i>	Behavior > Behavior Management/Referral > Add Event/Participant > Even and Participant Details > Event Details > Event ID Database: BehaviorEvent.eventID
<i>EventDate</i> <i>Required</i>	Date the restraint event occurred. Submission: 3 <i>Coded, 10 characters</i>	Behavior > Behavior Management/Referral > Incident Date Database: BehaviorIncident.date

StudentReference

Element	Description	Location
<i>Student Identity > StudentUniqueStateId</i> <i>Required</i>	The reporting student's unique Student ID. Students with no Texas-unique Student ID are not reported. Submission: 3 <i>Numeric, 10 digits</i>	Census > People > Demographics > Student Unique State ID Database: Student.stateID
SchoolReference		
<i>EducationalOrgIdentity > StateOrganizationId</i> <i>Required</i>	The District Number (6 digits) + State School Number (3 digits) of the school tied to the behavior incident. Submission: 3 <i>Coded, 9 characters</i>	System Administration > Resources > District Information > State District Number System Administration > Resources > School > School Detail > State School Number Database: District.number School.number
<i>TX-Primary Restraint Reason</i> <i>Required</i>	Indicates the Restraint Reason of the restraint event. Submission: 3 <i>Coded, 2 characters</i>	Behavior > Behavior Management > Incident Details > (Add Behavior Response) > Add Response > Restraint Reason Database: BehaviorResponse.restraintReason
<i>TX-ReportingPeriod</i> <i>Required</i>	The Reporting Period that contains the restraint event. Submission: 3 <i>Coded, 2 characters</i>	Calculated Database: N/A

Element	Description	Location
<p><i>TX-RestraintStaff</i> <i>Required</i></p>	<p>Indicates what type of staff member restrained the student during the Restraint Event.</p> <p>Restraint Events where Restraint Staff Type = 01 do not report unless the Special Ed field below reports 1.</p> <p>Submission: 3</p> <p><i>Coded, 2 characters</i></p>	<p>Behavior > Behavior Management > Incident Details > (Add Behavior Response) > Add Response > Restraint Staff Type</p> <p>Database: BehaviorResponse.restraintStaffType</p>
<p><i>TX-SpecialEducation</i> <i>Required</i></p>	<p>Students who have an active locked IEP that overlaps the behavior incident date AND contains a Primary Disability that is also active on the behavior incident date report a value of 1.</p> <p>Otherwise, 0 reports.</p> <p>If a student has multiple, qualified overlapping Special Ed records when the restraint event occurred will report all of them as long as their disability codes or instructional codes are different from one another.</p> <p>Submission: 3</p> <p><i>Coded, 1 character</i></p>	<p>Student Information > Special Ed > Documents > Plan Outline txIEP > Education Plan</p> <p>Database: Calculated</p>