

# Student Assessment (TSDS) (Texas)

Last Modified on 10/22/2022 10:38 am CDT

[Report Population Logic](#) | [Report Editor](#) | [XML Elements](#)

**Classic View:** [TX State Reporting](#) > [TSDS Extract](#) > [Student Assessment](#)

**Search Terms:** [Student Assessment](#)

The Student Assessment Interchange reports data about assessments, specifically the definitions of the assessments, learning objects, learning standards, and assessment items.

## TSDS Extract ☆

Reporting > TX State Reporting > TSDS Extract

**TX TSDS Extract**

This tool will extract data for uploading files to the state system.

**Report Options**

Submission ECDS ▾

Interchanges Student Assessment ▾

 Type Pre-K ▾  
 Start Date  📅  
 End Date  📅  
 Report Type XML ▾  
 Filter By   
 Calendar  
 District  
 School  
 Ad Hoc Filter  ▾

**Select Calendars**

Which calendar(s) would you like to include in the report?

 active year  
 list by school  
 list by year  

**19-20**

- 19-20 Elementary School
- 19-20 Middle School
- 19-20 High School
- 19-20 PK T/Th School
- 19-20 PK M/W School

CTRL-click or SHIFT-click to select multiple

Show top 50 ▾ tasks submitted between 12/10/2019 📅 and 12/17/2019 📅

Batch Queue List			
Queued Time	Report Title	Status	Download

The Student Assessment Interchange is reported in the following Submissions.

Submission	Description
ECDS	A submission for the Early Childhood Data System.

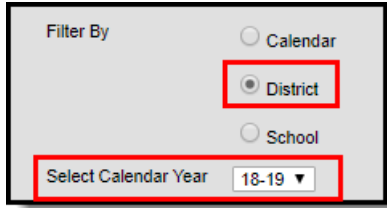


## Report Population Logic

▶ [Click here to expand...](#)

## Report Editor

The following tables define the options available on the editor.

Field	Description
<b>Submission</b>	<ul style="list-style-type: none"> <li>ECDS - Early Childhood Data System</li> </ul>
<b>Interchanges</b>	Interchanges are XML Schema Definitions (XSDs) which group related complex types. Select <b>Student Assessment</b> .
<b>Type</b>	XML
<b>Start Date</b>	The first day in the reporting date range. Only records between this date and the End Date are included.
<b>End Date</b>	The last day in the reporting date range. Any records past this date are not included.

Field	Description								
<b>Filter By</b>	<p>This field allows you to narrow the report results to specific Calendars, Calendar Years (District), or Schools.</p> <table border="1"> <thead> <tr> <th>Option</th> <th>Description</th> </tr> </thead> <tbody> <tr> <td><b>Calendar</b></td> <td>This option allows you to select the specific calendar(s) to include in the report.</td> </tr> <tr> <td><b>District</b></td> <td> <p>This option allows you to select the specific Calendar Year to include in the report.</p>  </td> </tr> <tr> <td><b>School</b></td> <td>This option allows you to select the specific school(s) to include in the report.</td> </tr> </tbody> </table>	Option	Description	<b>Calendar</b>	This option allows you to select the specific calendar(s) to include in the report.	<b>District</b>	<p>This option allows you to select the specific Calendar Year to include in the report.</p> 	<b>School</b>	This option allows you to select the specific school(s) to include in the report.
Option	Description								
<b>Calendar</b>	This option allows you to select the specific calendar(s) to include in the report.								
<b>District</b>	<p>This option allows you to select the specific Calendar Year to include in the report.</p> 								
<b>School</b>	This option allows you to select the specific school(s) to include in the report.								
<b>Ad Hoc Filter</b>	Select an Ad Hoc filter to limit report results to those that meet filter requirements.								
<b>Report Generation</b>	The report can be marked to generate immediately using the <b>Generate Extract</b> button or can be marked to generate at a later time using the <b>Submit to Batch</b> button. See the <a href="#">Batch Queue</a> article for additional guidance.								

## XML Elements

[StudentReference](#) | [AssessmentReference](#) | [StudentAssessment](#)

### StudentReference

XML Element	Description	Location
<b>StudentUniqueStateId</b> <i>Required</i>	<p>A unique number assigned by the state Department of Education.</p> <p><b>Submission:</b> ECDS</p> <p><i>Numeric, 10 digits</i></p>	<p>Census &gt; People &gt; Demographics &gt; Unique State ID</p> <p><b>Database:</b> Student.stateID</p>

XML Element	Description	Location
<b>BirthDate</b> <i>Required</i>	The student's date of birth.  <b>Submission:</b> ECDS  <i>Date field, 10 characters</i> <i>MM/DD/YYYY</i>	Census > People > Demographics > Person Information > Birth Date  <b>Database:</b> Identity.birthDate

## AssessmentReference

XML Element	Description	Location
<b>AssessmentTitle</b> <i>Required</i>	The name of the assessment.  <b>Submission:</b> ECDS  <i>String, 60 characters</i>	Student Information > Assessment > Test Score Detail > Test Name
<b>AcademicSubject</b> <i>Required</i>	The subject of the reporting assessment.  <b>Submission:</b> ECDS  <i>String, 42 characters</i>	Student Information > Assessment > Test Score Detail > Subject
<b>GradeLevelAssessed</b> <i>Required</i>	If the reporting student is KG, a value of "Kindergarten" is reported.  If the reporting student is Pre-K, a value of "Preschool/Prekindergarten" is reported.  <b>Submission:</b> ECDS  <i>String, 25 characters</i>	Student Information > General > Enrollment > Grade - Calculated

XML Element	Description	Location
<b>Version</b> <i>Required</i>	<p>Reports the value entered in Version with values from 000001-999999.</p> <p>Always represented as a 6 digit number.</p> <p><b>Submission:</b> ECDS</p> <p><i>Numeric, 6 digits</i></p>	Assessment > Test Setup > Test Detail > Version

## StudentAssessment

XML Element	Description	Location
<b>AdministrationDate</b> <i>Required</i>	<p>The date on the assessment (test) record.</p> <p>The date reports in YYYY-MM-DD format. The Date must occur during the reporting period in order to report.</p> <p>If taking place over multiple days, the first day of test administration is reported.</p> <p><b>Submission:</b> ECDS</p> <p><i>Date field, 10 characters YYYY-MM-DD</i></p>	Student Information > Assessment > Test Score Detail > Date
<b>ScoreResults</b>		

XML Element	Description	Location
<b>AssessmentReportingMethod</b> <i>Required</i>	<p>If the assessment contains a Raw Score value, a value of Raw Score is reported.</p> <p>If the assessment contains a Percentile Value, a value of Percentile is reported.</p> <p>If the assessment contains both a Raw Score and Percentile Value, one line for each is reported.</p> <p><b>Submission:</b> ECDS</p> <p><i>String, 41 characters</i></p>	Student Information > Assessment > Test Score Detail - Calculated
<b>Result</b> <i>Required</i>	<p>Reports the Raw Score or Percentile of the assessment. If the assessment has both scores, a line is reported for each.</p> <p><b>Submission:</b> ECDS</p> <p><i>String, 35 characters</i></p>	Kindergarten - Student Information > Assessment > Test Score Detail > Raw Score  PK - Student Information > Assessment > Test Score Detail > Percentile
<b>StudentIdentity</b>		
<b>StudentUniqueStateId</b> <i>Required</i>	<p>Reports the student's TX Unique State ID.</p> <p>Students who do not have a TX Unique State ID are not reported.</p> <p><b>Submission:</b> ECDS</p> <p><i>Numeric, 10 digits</i> NNNNNNNNNN</p>	Census > People > Demographics > Unique State ID

