

Student Discipline Interchange (TSDS) (Texas)

Last Modified on 10/22/2022 10:38 am CDT

[Report Logic](#) | [Report Editor](#) | [XML Elements](#)

Classic View: *TX State Reporting > TSDS Extract > Student Discipline Interchange*

Search Terms: *Student Discipline Interchange, Discipline Interchange, Student Discipline*

The Student Discipline interchange is used to exchange discipline incidents and discipline actions. The exchange may be used to exchange student discipline data for student records or longitudinal analysis or used to exchange anonymous discipline data.

TSDS Extract ☆
Reporting > TX State Reporting > TSDS Extract

TX TSDS Extract

This tool will extract data for uploading files to the state system.

Report Options

Submission: 3 - Summer
 Interchanges: Student Discipline

Effective Date:

Status: Regular

Report Type: XML

Filter By: Calendar
 District
 School

Population: Unique ID

Ad Hoc Filter:

Select Calendars

Which calendar(s) would you like to include in the report?

active year
 list by school
 list by year

19-20

- 19-20 Elementary School
- 19-20 Middle School
- 19-20 High School
- 19-20 PK T/Th School
- 19-20 PK M/W School

CTRL-click or SHIFT-click to select multiple

Show top 50 tasks submitted between

and

Batch Queue List			
Queued Time	Report Title	Status	Download

TSDS Extract Editor/Student Discipline Interchange

Report Logic

- A record is reported for each disciplinary action that results in the removal of a student from any part of their regular academic program.
- A single student will have multiple records if removed from their classroom more than once.
- Reported records are not based on whether or not a student has a Resolution Date entered which falls within the current school year. Records under this scenario would still report as the incident occurred within reporting school year.
- Every disciplinary action that results in the removal of a student from any part their regular academic program must be categorized as one of the following: In-School Suspension (ISS), Out of School Suspension (OOS), Expulsion, Juvenile Justice Alternative Education Program (JJAEP) or DAEP assignments.
- A record is reported for every behavior event with a 2-digit resolution code that occurred during the reporting school year. Resolution codes greater than 2 characters are not reported.
- To report, a Behavior record must have an entry in the Role field for the Role of Offender or Participant.
- If a student's enrollment has a Service Type of P, Primary, and a Service Type of S or N, data from the student's P (Primary) enrollment reports. If a student does not have a P, Primary, enrollment, then the enrollment that has a Service type of S or N that meets ALL other criteria reports.
- Summer School Enrollment data does not report.

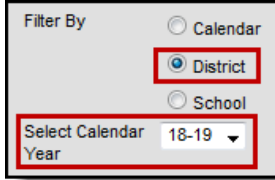


Students who meet the following criteria are NOT reported:

- Students with an ADA Eligibility = 0 or blank.
- Students with no State ID.
- Students marked as State Exclude, in a grade level marked State Exclude or enrolled in a calendar marked State Exclude.
- Students marked No Show.

[Attendance Periods](#) must be created in order for calendar information to be considered for state report.

Report Editor

Field	Description
Submission	3 - Summer
Interchanges	Interchanges are XML Schema Definitions (XSDs) which group related complex types. Select Student Discipline .
Effective Date	Only data as of this date reports. Default value is today's date.

Field	Description								
Status	<ul style="list-style-type: none"> Regular Resubmission Working Collection 								
Report Type	XML								
Filter By	<p>This field allows you to narrow the report results to specific Calendars, Calendar Years (District), or Schools.</p> <table border="1"> <thead> <tr> <th>Option</th> <th>Description</th> </tr> </thead> <tbody> <tr> <td>Calendar</td> <td>This option allows you to select the specific calendar(s) to include in the report.</td> </tr> <tr> <td>District</td> <td> <p>This option allows you to select the specific Calendar Year to include in the report.</p>  </td> </tr> <tr> <td>School</td> <td>This option allows you to select the specific school(s) to include in the report.</td> </tr> </tbody> </table>	Option	Description	Calendar	This option allows you to select the specific calendar(s) to include in the report.	District	<p>This option allows you to select the specific Calendar Year to include in the report.</p> 	School	This option allows you to select the specific school(s) to include in the report.
Option	Description								
Calendar	This option allows you to select the specific calendar(s) to include in the report.								
District	<p>This option allows you to select the specific Calendar Year to include in the report.</p> 								
School	This option allows you to select the specific school(s) to include in the report.								
Population	This option allows you to limit report results to Unique IDs. The Unique ID option only considers students with a Unique ID. The <i>All</i> option considers all students.								
Ad Hoc Filter	Select an Ad Hoc filter to limit report results to those that meet filter requirements.								
Report Generation	The report can be marked to generate immediately using the Generate Extract button or can be marked to generate at a later time using the Submit to Batch button. See the Batch Queue article for additional guidance.								

XML Elements

[DisciplineIncident](#) | [StudentDisciplineIncidentAssociation](#) | [DisciplineAction](#)

DisciplineIncident

```

- <DisciplineIncident id="d1">
  <IncidentIdentifier>004384</IncidentIdentifier>
</DisciplineIncident>
- <DisciplineIncident id="d2">
  <IncidentIdentifier>004385</IncidentIdentifier>
</DisciplineIncident>
- <DisciplineIncident id="d3">
  <IncidentIdentifier>004388</IncidentIdentifier>
</DisciplineIncident>
- <DisciplineIncident id="d4">
  <IncidentIdentifier>004389</IncidentIdentifier>
</DisciplineIncident>

```

XML Element	Description	Location
DisciplineIncident Id		
IncidentIdentifier <i>Required</i>	The Event ID of the behavior incident. Reported numbers are zero-filled starting from the left of the number to report 6 digits total. Submission: 3 <i>Numeric, 6 digits</i>	Behavior > Behavior Management > Add Event/Participant > Event and Participant Details > Event Details > Event ID Database: BehaviorEvent.eventID
TX-CampusIdOfEnrollment <i>Required</i>	The campus on which the student was enrolled when the disciplinary violation occurred. The State District Number (6-digits) + State School Number (3 digits) from the student's enrollment on the date of the Behavior Resolution. Submission: 3 <i>Numeric, 9 digits</i>	System Administration > Resources > District Information > State District Number System Administration > Resources > District Information > State School Number Database: District.number School.number

StudentDisciplineIncidentAssociation

```

<StudentDisciplineIncidentAssociation>
- <StudentReference>
  - <StudentIdentity>
    <StudentUniqueStateId>1234567899</StudentUniqueStateId>
  </StudentIdentity>
</StudentReference>
<DisciplineIncidentReference ref="d67"/>
<TX-DisciplinaryActionReason>04</TX-DisciplinaryActionReason>
<TX-BehaviorLocation>01</TX-BehaviorLocation>
</StudentDisciplineIncidentAssociation>

```

If the student has an active and locked IEP on the date of the discipline incident, then the following values also report as of that date:

- TX-PrimaryDisability
- TX-MultiplyDisabled
- TX-LEPIndicator

XML Element	Description	Location
StudentReference		
<i>Student</i> > <i>IdentityStudentUnique StateID</i> <i>Required</i>	The reporting student's unique Student ID. Students with no Texas-unique Student ID are not reported. Submission: 3 <i>Numeric, 10 digits</i>	Census > People > Demographics > Student Unique State ID Database: Student.stateID
<i>Discipline Incident Reference</i> <i>Required</i>	N/A Submission: 3	N/A
<i>TX-DisciplinaryActionReason</i> <i>Required</i>	Indicates the behavior Event Type. If Event Type = is 21, 22, 23, 33, 34, 41, 42, 43, 44, 45, 55, or 56, then Behavior Location must equal 00. If the Event Type code is greater than 2 digits, reports the last two digits. Submission: 3 <i>Coded, 2 characters</i>	Behavior > Behavior Management > Add Event/Participant > Event Details > Event Type Database: Behavior.stateEventCode

XML Element	Description	Location
<i>TX-BehaviorLocation</i> <i>Required</i>	Location where the behavior incident occurred. Submission: 3 <i>Coded, 2 characters</i>	Behavior > Incident Detail Information > Behavior Location Database: BehaviorIncident.location

DisciplineAction

```

- <DisciplineAction>
  <DisciplineActionIdentifier>001</DisciplineActionIdentifier>
  <DisciplineDate>2013-02-23</DisciplineDate>
  <ActualDisciplineActionLength>003</ActualDisciplineActionLength>
  - <StudentReference>
    - <StudentIdentity>
      <StudentUniqueStateId>1234567899</StudentUniqueStateId>
    </StudentIdentity>
  </StudentReference>
  <DisciplineIncidentReference ref="2"/>
  - <ResponsibilitySchoolReference>
    - <EducationalOrgIdentity>
      <StateOrganizationId>129906041</StateOrganizationId>
    </EducationalOrgIdentity>
  </ResponsibilitySchoolReference>
  - <AssignmentSchoolReference>
    - <EducationalOrgIdentity>
      <StateOrganizationId>129906002</StateOrganizationId>
    </EducationalOrgIdentity>
  </AssignmentSchoolReference>
  <TX-DisciplinaryActionCode>60</TX-DisciplinaryActionCode>
  <TX-ReportingPeriod>4</TX-ReportingPeriod>
  <TX-OfficialLengthOfDisciplinaryAssignment>000</TX-OfficialLengthOfDisciplinaryAssignment>
  <TX-DisciplinaryLengthDifferenceReason>02</TX-DisciplinaryLengthDifferenceReason>
</DisciplineAction>

```

XML Element	Description	Location
<i>DisciplineActionIdentifier</i> <i>Required</i>	Indicates the number of behavior resolutions the student has at a particular school of enrollment. Numbers are zero-filled on the left up to 3 digits. Submission: 3 <i>Numeric, 3 digits</i>	Calculated

XML Element	Description	Location
<i>DisciplineDate</i> <i>Required</i>	<p>Reports the Resolution Assign Date of the behavior resolution for the behavior incident.</p> <p>Submission: 3</p> <p><i>Date field, 10 characters (MM-DD-YYYY)</i></p>	<p>Behavior > Behavior Management > Events and Participants > Add Resolution > Resolution Details > Resolution Assign Date</p> <p>BehaviorResolution.discAssignDate</p>
<i>ActualDisciplineActionLength</i> <i>Required</i>	<p>Indicates the length of the behavior resolution.</p> <p>Submission: 3</p> <p><i>Numeric, 3 digits</i></p>	<p>Behavior > Behavior Management > Add Resolution > Resolution Details > Actual Length</p> <p>BehaviorResolution.modificationLength</p>
StudentReference		
<i>StudentIdentity > StudentUnique StateId</i> <i>Required</i>	<p>The reporting student's unique Student ID. Students with no Texas-unique Student ID are not reported.</p> <p>Submission: 3</p> <p><i>Numeric, 10 digits</i></p>	<p>Census > People > Demographics > Student Unique State ID</p> <p>Student.stateID</p>
<i>DisciplineIncidentReference</i> <i>Required</i>	<p>N/A</p> <p>Submission: 3</p>	N/A
ResponsibilitySchoolReference		

XML Element	Description	Location
<p><i>EducationalOrgIdentity > State OrganizationId</i> <i>Required</i></p>	<p>Reports the Campus ID of Responsibility.</p> <p>If null, reports the District Number (6 digits) + State School Number (3 digits) of the school of enrollment at the time of the Behavior Event.</p> <p>Submission: 3</p> <p><i>Numeric, 9 characters</i></p>	<p>Behavior > Behavior Management > Add Event/Participant > Event and Participant Details > Participant Details > Campus ID of Responsibility</p> <p>District.number School.number</p>
AssignmentSchoolReference		
<p><i>Educational OrgIdentity > State OrganizationId</i> <i>Required</i></p>	<p>The District Number (6 digits) + State School Number (3 digits) of the school responsible for handling the behavior resolution.</p> <p>Reports the District Number (6 digits) + State School Number (3 digits) of the school entered as the Campus ID of Assignment. Reports blank if there is no school entered as the Campus ID of Assignment.</p> <p>Campus ID of Disciplinary Assignment is blank when not appropriate. (For example, a student is given out-of-school suspension and expulsion without placement in another educational setting)</p> <p>If the Resolution Type</p>	<p>Behavior > Behavior Management > Add a Resolution > Resolution Details > Campus ID of Assignment</p> <p>District.number School.number</p>

XML Element	Description	Location
	<p>is 02, 03, 04, 06, 07, 08, 10, 12, 13, 26, 51-55, 57, 59, or 60 AND Campus ID of Disciplinary Assignment is blank, report students Campus ID of Enrollment.</p> <p>If the Resolution Type is 01, 05, 16, 17, 25, 27, 28 or 50 AND Campus ID of Disciplinary Assignment is NOT blank, report blank.</p> <p>Submission: 3</p> <p><i>Numeric, 9 characters</i></p>	
<p><i>TX-DisciplineActionCode</i> <i>Required</i></p>	<p>Indicates the Resolution Type entered for the behavior event.</p> <p>Submission: 3</p> <p><i>Numeric, 2 digits</i></p>	<p>Behavior > Behavior Management > Add Event > Resolution Details > Resolution Type</p> <p>BehaviorResType.stateResCode</p>
<p><i>TX-ReportingPeriod</i> <i>Required</i></p>	<p>The reporting period for which the behavior event occurred, based on the Resolution Assign Date.</p> <p>Submission: 3</p> <p><i>Numeric, 2 digits</i></p>	<p>Behavior > Behavior Management > Add Resolution > Resolution Details > Resolution Assign Date</p> <p>SchoolMonth.seq</p>

XML Element	Description	Location
<p><i>TX-OfficialLengthOfDisciplinaryAssignment</i> <i>Required</i></p>	<p>Indicates the length of the disciplinary action (resolution) for the behavior event.</p> <p>Reports the Duration in School Days value.</p> <p>If the value entered is equal to a partial day (for example, 2.5 to represent 2 and half days), if the decimal value is .5 or greater the value will be rounded up to the next whole number. If the decimal value is .4 or less, the value will be rounded down to the next whole number.</p> <p>If the only value entered is less than 1, a value of 000 is reported.</p> <p>Values are zero filled to the left to make 3 digits.</p> <p>Submission: 3</p> <p><i>Numeric, 3 digits</i></p>	<p>Behavior > Behavior Management > Add Resolution > Resolution Details > Duration in School Days</p> <p>Behavior.schoolDaysDuration</p>
<p><i>TX-DisciplinaryLengthDifferenceReason</i> <i>Required</i></p>	<p>Indicates the Disciplinary Difference Reason (if a value exists). If no value exists, a value of 00 is reported.</p> <p>Submission: 3</p> <p><i>Coded, 2 characters</i></p>	<p>Behavior > Behavior Management > Add Resolution > Resolution Details > Duration Difference Reason</p> <p>BehaviorResolutions.modificationReason</p>

XML Element	Description	Location
TX-InconsistentCodeOfConduct Indicator <i>Optional</i>	<p>If Inconsistent Code of Conduct is marked, a value of 1 reports.</p> <p>If the checkbox is not marked AND the DisciplinaryActionCode is 01-12, 15, 25, 50-59, or 61, a value of 0 reports.</p> <p>If the checkbox is not marked, a value does not report.</p> <p>Submission: 3</p> <p><i>Numeric, 2 digits</i></p>	Behavior > Behavior Management > Add Resolution > Resolution Details > Inconsistent Code of Conduct BehaviorResolution.inconsistentCodeOfConduct