

Master Schedule Interchange (TSDS) (Texas)

Last Modified on 10/22/2022 10:38 am CDT

[Report Logic](#) | [Report Editor](#) | [Report Example](#) | [XML Elements](#)

Classic View: [TX State Reporting](#) > [TSDS Extract](#) > [Master Schedule Interchange](#)

Search Terms: [Master Schedule Interchange](#), [Schedule Interchange](#)

The Master Schedule interchange is used for education organization’s education course offerings schedule.

TSDS Extract ☆

[Reporting](#) > [TX State Reporting](#) > [TSDS Extract](#)

TX TSDS Extract

This tool will extract data for uploading files to the state system.

Report Options

Submission: 3 - Summer

Interchanges: Master Schedule

Effective Date:

Status: Regular

Report Type: XML

Filter By: Calendar
 District
 School

Population: Unique ID

Ad Hoc Filter:

Select Calendars

Which calendar(s) would you like to include in the report?

active year
 list by school
 list by year

19-20

- 19-20 Elementary School
- 19-20 Middle School
- 19-20 High School
- 19-20 PK T/Th School
- 19-20 PK M/W School

CTRL-click or SHIFT-click to select multiple

Show top 50 tasks submitted between 12/10/2019 and 12/17/2019

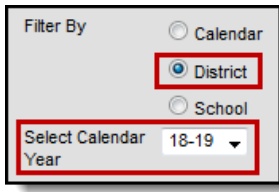


Batch Queue List	Queued Time	Report Title	Status	Download

TSDS Extract Editor/Master Schedule Interchange

Report Logic

▶ [Click here to expand...](#)

Report Editor

Field	Description								
Submission	3 - Summer 4 - Extended ECDS (Early Childhood Data System) <ul style="list-style-type: none"> • KG • Pre-K CR (Classroom Roster) <ul style="list-style-type: none"> • Classroom Roster Fall (CRF) • Classroom Roster Winter (CRW) 								
Interchanges	Interchanges are XML Schema Definitions (XSDs) which group related complex types. Select Master Schedule .								
Effective Date	Only data as of this date reports. Default value is today's date.								
Status	<ul style="list-style-type: none"> • Regular • Resubmission • Working Collection 								
Report Type	XML								
Filter By	This field allows you to narrow the report results to specific Calendars, Calendar Years (District), or Schools. <table border="1" data-bbox="399 1473 1423 2033"> <thead> <tr> <th>Option</th> <th>Description</th> </tr> </thead> <tbody> <tr> <td>Calendar</td> <td>This option allows you to select the specific calendar(s) to include in the report.</td> </tr> <tr> <td>District</td> <td> This option allows you to select the specific Calendar Year to include in the report.  </td> </tr> <tr> <td>School</td> <td>This option allows you to select the specific school(s) to include in the report.</td> </tr> </tbody> </table>	Option	Description	Calendar	This option allows you to select the specific calendar(s) to include in the report.	District	This option allows you to select the specific Calendar Year to include in the report. 	School	This option allows you to select the specific school(s) to include in the report.
Option	Description								
Calendar	This option allows you to select the specific calendar(s) to include in the report.								
District	This option allows you to select the specific Calendar Year to include in the report. 								
School	This option allows you to select the specific school(s) to include in the report.								

Field	Description
Population	This option allows you to limit report results to Unique IDs. The Unique ID option only considers students with a Unique ID. The <i>All</i> option considers all students.
Ad Hoc Filter	Select an Ad Hoc filter to limit report results to those that meet filter requirements.
Report Generation	The report can be marked to generate immediately using the Generate Extract button or can be marked to generate at a later time using the Submit to Batch button. See the Batch Queue article for additional guidance.

Report Example

```

<?xml version="1.0" encoding="utf-8" ?>
- <InterchangeMasterSchedule xmlns="http://www.tea.state.tx.us/tsds" xmlns:xsi="http://www.w3.org/2001/XMLSchema-instance"
  xsi:schemaLocation="http://www.tea.state.tx.us/tsds InterchangeMasterScheduleExtension.xsd">
- <CourseOffering id="1">
- <SchoolReference>
  - <EducationalOrgIdentity>
    <StateOrganizationID>123456789</StateOrganizationID>
  </EducationalOrgIdentity>
</SchoolReference>
- <CourseReference>
  - <CourseIdentity>
    - <CourseCode IdentificationSystem="State">
      <ID>02030000</ID>
    </CourseCode>
  </CourseIdentity>
</CourseReference>
</CourseOffering>
+ <CourseOffering id="2">
+ <CourseOffering id="3">
+ <CourseOffering id="4">
- <SectionExtension>
  <UniqueSectionCode>00000000099771</UniqueSectionCode>
  <CourseOfferingReference ref="1" />
- <SchoolReference>
  - <EducationalOrgIdentity>
    <StateOrganizationID>123456789</StateOrganizationID>
  </EducationalOrgIdentity>
</SchoolReference>
- <ClassPeriodReference>
  - <ClassPeriodIdentity>
    <ClassPeriodName>1</ClassPeriodName>
    <StateOrganizationId>123456789</StateOrganizationId>
  </ClassPeriodIdentity>
</ClassPeriodReference>
  <SchoolYear>17</SchoolYear>
  <TX-PopulationServed>06</TX-PopulationServed>
  <TX-CourseSequence>A</TX-CourseSequence>
  <TX-NonCampusBasedInstruction>00</TX-NonCampusBasedInstruction>
</SectionExtension>
+ <SectionExtension>
+ <SectionExtension>
+ <SectionExtension>
+ <SectionExtension>
</InterchangeMasterSchedule>

```

Master Schedule Interchange Example - Submission 3

XML Elements

[Course Offering](#) | [Section](#)

Course Offering

```

- <CourseOffering id="c1">
- <SchoolReference>
  - <EducationalOrgIdentity>
    <StateOrganizationId >123456789</StateOrganizationId >
  </EducationalOrgIdentity>
</SchoolReference>
- <CourseReference>
  - <CourseIdentity>
    - <CourseCode IdentificationSystem="State">
      <ID>02030000</ID>
    </CourseCode>
  </CourseIdentity>
</CourseReference>
</CourseOffering>
  
```

Submission 3 only: Complex type will only report for high school courses grades 9-12.

- Only students in grades 9-12 will report UNLESS a student in grades 3-8 is taking a course where high school credit is earned.
- A course is considered as high school credit if:
 - the course has a Special Explanation code of J OR the student has a Special Explanation code of J assigned to them in the Roster Batch Edit tool.

XML Element	Description	Location
<i>LocalCourseCode</i> <i>Required</i>	Report CourseID Submission: 3, 4 KG / PK CRF / CRW <i>String, 30 characters</i>	Scheduling > Course/Section > Course Editor
SchoolReference		
<i>EducationOrgIdentity > StateOrganizationId</i> <i>Required</i>	Reports the County-District number (6 digits) + State School Number (3 digits) of the campus/school where the employee performs their services. Submission: 3 & 4 KG / PK CRF/CRW <i>Numeric, 9 digits</i>	System Administration > Resources > School > School Detail > State School Number AND State District Number Database: School.number District.number
CourseReference		

XML Element	Description	Location
<p><i>CourseIdentity > CourseCode / Identification System</i> <i>Required</i></p>	<p>Reports State Course Code for Submissions 3, 4 and KG. Reports LEA Course Code for Class Roster (CR) and PK.</p> <p>Submission: 3 & 4 KG / PK CRF/CRW</p>	<p>Scheduling > Course/Section > Course</p>
<p><i>CourseIdentity > CourseCode > ID</i> <i>Required</i></p>	<p>Indicates the services provided by the staff.</p> <p>If the Title field in the District Assignment record contains a value of 047: Substitute Teacher or 087: Teacher, the State Code reports from the scheduled courses as the Service ID.; however, if there are any students actively enrolled in the Course > Section OR students were actively enrolled with a different Service ID (Roster Batch Edit > Course State code (override)) this field reports the Course State Code (override) as the Service ID.</p> <p>Courses with blank State Codes do not report unless there is a Course State Code (override) in Roster Batch Edit. If both options are blank, the course does not report.</p> <p>A State Code or Course State Code (override) that begins with a SA, SE, SR, SS or 8 does not report.</p> <p>Submission: 3 & 4 <i>Alphanumeric, 8 characters</i></p>	<p>Scheduling > Course > Section Editor > Roster Batch Editor > Section ID OR Scheduling > Course > Course Editor > State Code</p> <p>Database: Course.stateCode</p>

XML Element	Description	Location
<p><i>CourseIdentity > CourseCode > ID</i> <i>Required</i></p>	<p>Reports CourseID. In instances where a course is reporting multiple times due to a student having a unique Course Code Override value</p> <ul style="list-style-type: none"> • An increasing alpha character will be added at the end of the local course code to create a unique identifier • The unique identifier value will match the following local course code instances in the Master Schedule Interchange <ul style="list-style-type: none"> ◦ Course Offering > Local Course Code ◦ Section > Local Course Code • The unique identifier value will match the following local course code instances in the Education Organization Interchange <ul style="list-style-type: none"> ◦ Course > Identification System > ID <p>Submission: CRW PK / KG</p> <p><i>String, 30 characters</i></p>	<p>Scheduling > Course > CourseID</p>

Section

Reporting Logic:

- An assigned Primary Teacher (Teacher of Record) with a Role ID of 087 or 047
- A section with rostered, reportable students
- A grading task with the Pass/Fail Indicator Code checked AND a Code of either CG or F

```

- <Section>
  <UniqueSectionCode>00000000208857</UniqueSectionCode>
  <CourseOfferingReference ref="c1"/>
  - <SchoolReference>
    - <EducationalOrgIdentity>
      <StateOrganizationId>031916004</StateOrganizationId>
    </EducationalOrgIdentity>
  </SchoolReference>
  - <ClassPeriodReference>
    - <ClassPeriodIdentity>
      <ClassPeriodName>02</ClassPeriodName>
      <StateOrganizationId>031916004</StateOrganizationId>
    </ClassPeriodIdentity>
  </ClassPeriodReference>
  <TX-SchoolYear>2014-2015</TX-SchoolYear>
  <TX-PopulationServed>01</TX-PopulationServed>
  <TX-CourseSequence>1</TX-CourseSequence>
  <TX-NonCampusBasedInstruction>00</TX-NonCampusBasedInstruction>
</Section>

```

Submission 3 only: Complex type will only report for high school courses grades 9-12.

- Only students in grades 9-12 will report UNLESS a student in grades 3-8 is taking a course where high school credit is earned.
- A course is considered as high school credit if:
 - the course has a Special Explanation code of J OR the student has a Special Explanation code of J assigned to them in the Roster Batch Edit tool.

XML Element	Description	Location
<p style="text-align: center;"><i>UniqueSectionCode</i> <i>Required</i></p>	<p>This number identifies a unique Course Section that is unique for a particular School Year, Campus (school), and Service ID.</p> <p>If the Title field in District Assignment contains a value of 047 Substitute Teacher or 087: Teacher, the last 14 digits of the SectionID number report from Scheduling > Course > Course Editor.</p> <p>The remaining Title codes do not report a value in this field.</p> <p>If multiple sections with the same SectionID need to report, an alpha character is added to the end of each new instance. For example, if a course has 2 students with</p>	<p>Scheduling > Course > Course Editor > Section ID</p> <p>Database: Section.SectionID</p>

XML Element	Description	Location
	<p>override codes, the standard course and rostered students report with the Section ID, then the first override student reports with A at the end, then the second override student reports with B at the end.</p> <div style="border: 1px solid #ccc; padding: 10px; margin: 10px 0;"> <p>Submission 3, 4 and Class Roster only: In instances where a student has a Course Code Override, one record will report for every unique Course Code Override value.</p> <p>If multiple sections with the same SectionID need to report, an alpha character is added to the end of each new instance starting with the letter A and continuing alphabetically.</p> <p>If the original course has at least one student rostered who does not have a Course Code Override value, the course is reported once with the Section ID.</p> </div> <p>Submission: 3, 4 KG / PK CRF / CRW</p> <p><i>Alphanumeric, 14 characters</i></p>	

XML Element	Description	Location
<p><i>PopulationServed</i> <i>Required</i></p>	<p>Report Name from Population Served</p> <p>1. If District Assignment on Staff History is equal to 087: Teacher OR 047: Substitute Teacher for the Primary Teacher and/or the Teacher and Role contains a value of 01, 02, or 03, report the name in Population Served from Course > Section</p> <p>a) If Population Served is null in Course > Section, report name from Population Served from Course</p> <p>OR</p> <p>2. Report Regular Students, if Population Served is null for both Section and Course.</p> <p>Submission: CRF / CRW</p> <p><i>Coded, 40 character</i></p>	<p>Course/Section > Section > Population Served</p> <p>Database: Section .populationServed</p>
SchoolReference > EducationalOrgIdentity		
<p><i>StateOrganizationId</i> <i>Required</i></p>	<p>Reports the County-District number (6 digits) + State School Number (3 digits) of the campus/school where the employee performs their services.</p> <p>Submission: 3 & 4 KG / PK CRF / CRW</p> <p><i>Numeric, 9 digits</i></p>	<p>System Administration > Resources > School > School Detail > State School Number AND State District Number</p> <p>Database: School.number District.number</p>
ClassPeriodReference > ClassPeriodIdentity		

XML Element	Description	Location
<p><i>ClassPeriodName</i> <i>Required</i></p>	<p>This identifies the time of the school day a particular class was offered even if the period is marked as non-instructional.</p> <p>Submission: 3 KG / PK CRF/CRW <i>Alphanumeric, 2 characters</i></p>	<p>Course/Section> Course> Section > Section Schedule Placement AND System Administration > Calendar > Calendar > Periods > Period Info Database: Not dynamically stored</p>
<p><i>StateOrganizationId</i> <i>Required</i></p>	<p>Reports the County-District number (6 digits) + State School Number (3 digits) of the campus/school where the employee performs their services.</p> <p>Submission: 3 KG / PK CRF / CRW <i>Numeric, 9 digits</i></p>	<p>System Administration > Resources > School > School Detail > State School Number AND State District Number Database: School.number District.number</p>
<p><i>TX-SchoolYear</i> <i>Required</i></p>	<p>The identifier for the school year. This field reports as the start year-end year; e.g.; 2014-2015.</p> <p>Submission: 3 & 4 <i>Alphanumeric, 9 digits</i></p>	<p>N/A</p>

XML Element	Description	Location
<p><i>TX-PopulationServed</i> <i>Required</i></p>	<p>Identifies the student population for which a service has been designed or is intended.</p> <p>If the Title is equal to 087: Teacher OR the Title is equal to 047: Substitute Teacher, the reported value comes from the Population Served on the Course.</p> <p>The following codes report:</p> <ul style="list-style-type: none"> • 01 Regular Students • 02 Bilingual Students • 03 Compensatory/Remedial Education Students • 04 Gifted & Talented Students • 05 Career and Technology Students • 06 Special Education Students • 07 ESL Students • 08 Adult Basic Education Students • 09 Honors Students • 10 Migrant Students <p>Submission: 3</p> <p><i>Alphanumeric, 2 characters</i></p>	<p>Course/Section> Course/Section> Section Editor> Population Served</p> <p>Database: Section .populationServed</p>
<p><i>TX-CourseSequence</i> <i>Required</i></p>	<p>When a course is longer than one semester, this code indicates which portion of the course is being reported.</p> <p>Submission: 3 & 4 KG / PK CRF / CRW <i>Numeric, 2 digits</i></p>	<p>Course/Section > Course > Course Sequence Number</p> <p>Database: Course.CoursePart</p>

XML Element	Description	Location
<p><i>TX-NonCampusBasedInstruction</i> <i>Required</i></p>	<p>This field reports the value selected in the Non Campus Based Instruction Code field on the Course > Section > Section Editor. If the field is blank/null, the code reports the Non Campus Based Instruction Code from the Course.</p> <p>00 reports, if Non Campus Based Instruction Code is null/blank for both Section and Course.</p> <p>Submission: 3 CRF / CRW <i>Numeric, 2 digits</i></p>	<p>Course/Section > Section > Section Editor AND Course/Section > Course</p> <p>Database: nonCampus InstrucionalCode</p> <p>Section.nonCampus InstructionalCode</p>
<p>TX-PKCurricula <i>Required</i></p>	<p>Report value. If no value, report blank.</p> <p>Submission: PK</p> <p><i>Coded, 2 characters</i></p>	<p>Course/Section > Section > Section Editor > PK Curricula</p>
<p>TX-HighQualityPreKProgramIndicator <i>Required</i></p>	<p>If checked, report 1. If not checked, report 0.</p> <p>Submission: PK</p> <p><i>Numeric, 1 digit</i></p>	<p>Course/Section > Section > Section Editor > HQ PK Program Indicator</p>
<p>TX-StudentInstruction <i>Required</i></p>	<p>Report name of value. If no value, report blank.</p> <p>Submission: PK</p> <p><i>Coded, 2 characters</i></p>	<p>Course/Section > Section > Section Editor > Student Instruction Type</p>

XML Element	Description	Location
TX-PKSchoolType <i>Required</i>	Report name of value. If no value, report blank. Submission: PK <i>Coded, 2 characters</i>	Course/Section > Section > Section Editor > PK School Type
TX-ProgramEvaluationType <i>Required</i>	Report value. If no value, report blank. <i>Coded</i>	Course/Section > Section > Section Editor > PK Program Evaluation Type