

Student File (C) Extract

Last Modified on 10/22/2022 10:40 am CDT

[Report Logic](#) | [Generating the Extract](#) | [Report Examples](#) | [Report Layout](#)

PATH: *WA State Reporting > School Student File (C)*

The Student File (C) Extract reports basic information for students enrolled in a school during the current school year.

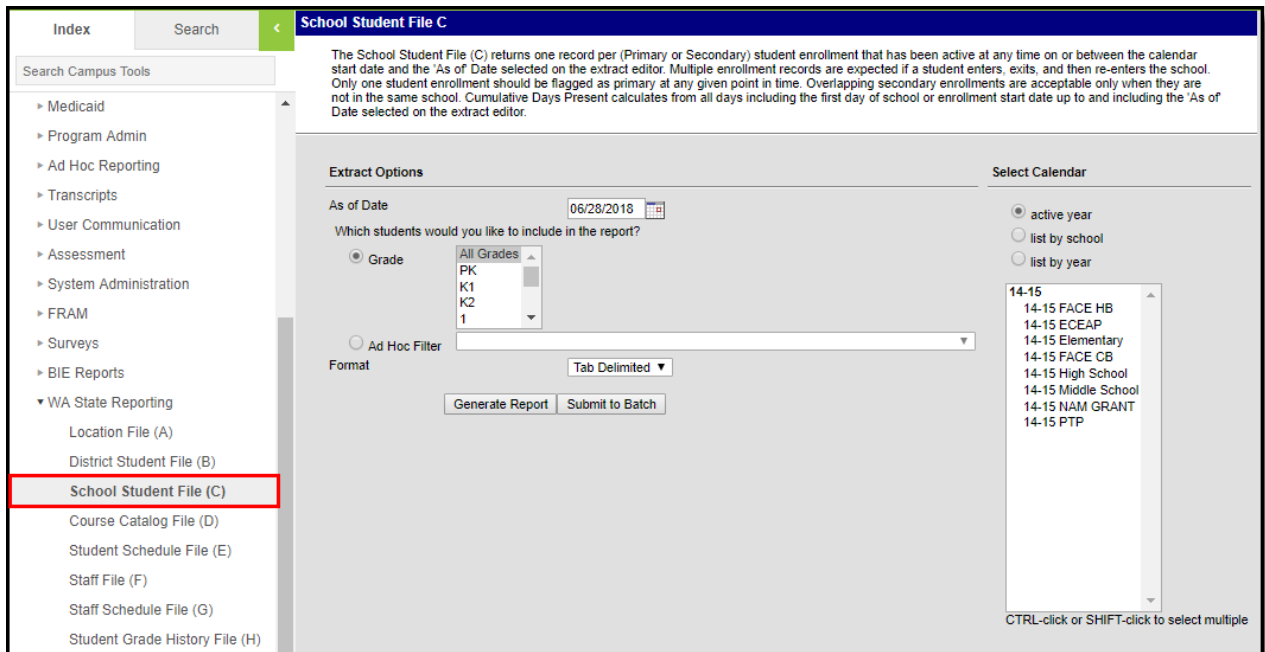


Image 1: Student File (C) Extract

Report Logic

Reports one record for each student enrollment record active between the calendar start date and the As-of Date selected. Multiple enrollment records within one school will report if the student enters, exits and re-enters a school. Both primary and partial enrollment records report.

Generating the Extract

1. Input the **As of Date** field by clicking on the field and typing in the date or clicking on the calendar icon and selecting the date.
2. Select which **Grades** will be included in the report OR
3. Choose an **Ad Hoc Filter**.
4. Select a **Format** in which the report will generate from the dropdown options. Available formats include: Tab Delimited, CSV, and HTML.
5. Select the **Calendars** to include in this report.
6. Click **Generate Extract** to generate the report in the indicated format or **Submit to Batch** to schedule when the report will generate.

Users have the option of submitting report request to the batch queue by clicking **Submit to Batch** instead of Generate Extract. This process will allow larger reports to generate in the background, without disrupting the use of Campus. The generated extract is available in the Process Inbox. For more information about submitting a report to the batch queue, see the [Batch Queue](#) article.

Only the header row will report if there are no records reported in the extract.

Report Examples

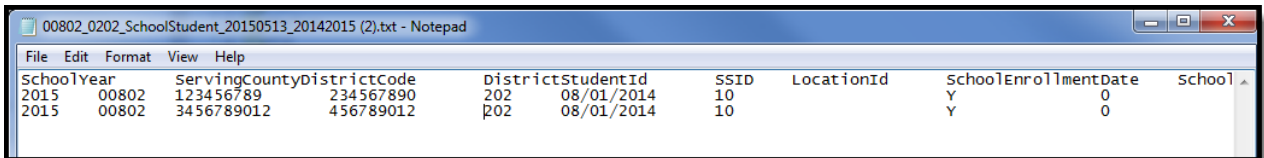


Image 2: Student File (C) - Tab Delimited Example

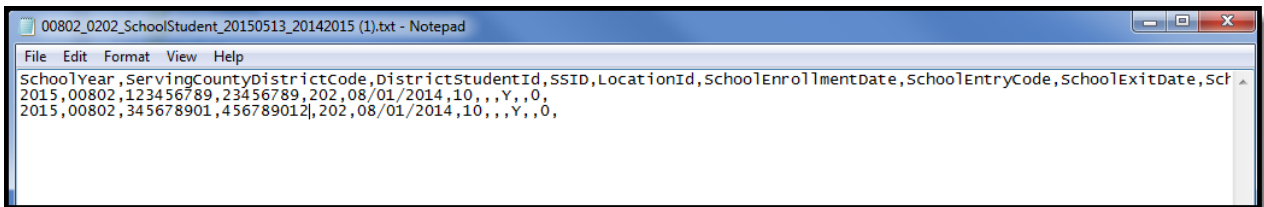


Image 3: Student File (C) - CSV Example

SchoolYear	ServingCountyDistrictCode	DistrictStudentId	SSID	LocationId	SchoolEnrollmentDate	SchoolEntryCode	SchoolExitDate	SchoolWithdrawalCode	IsPr
2015	00802	123456789	234567890	202	08/01/2014	10			Y
2015	00802	345678901	456789012	202	08/01/2014	10			Y

Image 4: Student File (C) - HTML Example

Report Layout

Element	Description	Type, Format, and Length	Campus Database	Campus Location
School Year	The four digit year in which the current school year ends.	Date Field, 4 characters YYYY	Calendar.endDate	System Administration > Calendar > Calendar > End Date

Element	Description	Type, Format, and Length	Campus Database	Campus Location
Serving County District Code	The County-District code for the district providing service to the student. If the Serving School from the enrollment record is null, the State District Number reports.	Alphanumeric, 5 characters	Enrollment.servingDistrict	Student Information > General > Enrollments > General Enrollment Information > Serving District
District Student ID	The student identifier assigned by the district to the student.	Numeric, 50 digits	Person.studentNumber	Census> People > Demographics > Person Identifiers > Local Student Number
SSID	The unique student identifier for each WA school student.	Alphanumeric, 10 characters	Person.stateID	Census> People > Demographics > Person Identifiers> Student State ID
Location ID	The location ID for the school as generated by the district's SIS.	Numeric, 4 digits	School.number	System Administration > Resources > School > State School Number
School Enrollment Date	Date on which the student began school.	Date Field, 10 characters MM/DD/YYYY	Enrollment.startDate	Student Information > General > Enrollments > General Enrollment Information > Start Date
School Entry Code	N/A As of Release Pack .1725, this field reports as null for all records.	N/A	N/A	N/A

Element	Description	Type, Format, and Length	Campus Database	Campus Location
School Exit Date	Date on which the student withdraws from school.	Date Field, 10 characters MM/DD/YYYY	Enrollment.endDate	Student Information > General > Enrollment > General Enrollment Information > Exit Date
School Withdrawal Code	Student exit code describing the reason for the student's withdrawal from a school.	Alphanumeric, 60 characters	Enrollment.endStatus	Student Information > General > Enrollments > General Enrollment Information > End Status
Is Primary School	Indicates whether or not this is the school with primary responsibility for the student. Reports Y if the enrollment Service Type is Primary. Otherwise, N reports.	Alphanumeric, 1 character Y on N	Enrollment.serviceType	Student Information > General > Enrollment > General Enrollment Information > Service Type
School Choice Code	Indicates whether a student is attending as a result of NCLB school choice option, either because prior school did not meet AYP or “persistently dangerous”. Reports School Choice selected. If School Choice is blank, 0 reports.	Numeric, 2 digits	Enrollment.nclbChoice	Student Information > General > Enrollments > State Reporting > School Choice

Element	Description	Type, Format, and Length	Campus Database	Campus Location
Cumulative Days Present	<p>Total cumulative number of days the student present and in attendance in this enrollment period for this school.</p> <p>The report counts the number of scheduled attendance days the student was enrolled, including the start date of the enrollment up to and including the extract editor As-of-Date or the enrollment end date whichever comes first. Then, it takes that 'maximum number of attendance days' & subtracts the number of days the student was Absent for any part of the calendar day.</p>	Numeric, 3 digits	Calculated field	Calculated field
Num Unexcused Absence	<i>Reports blank</i>	<i>Reports blank</i>	<i>Reports blank</i>	<i>Reports blank</i>
Confirmed Transfer In	<p>Indicates if the student transferred into the district from another state, a private school, or from homeschooling.</p> <p>Logic reports the student's Start Status code of their active enrollment record (but only if the status code is 1, 2, or 3).</p>			Student Information > General > Enrollments > Local Start Status