

Wisconsin Ed-Fi Scheduled Tasks

Last Modified on 10/22/2022 10:41 am CDT

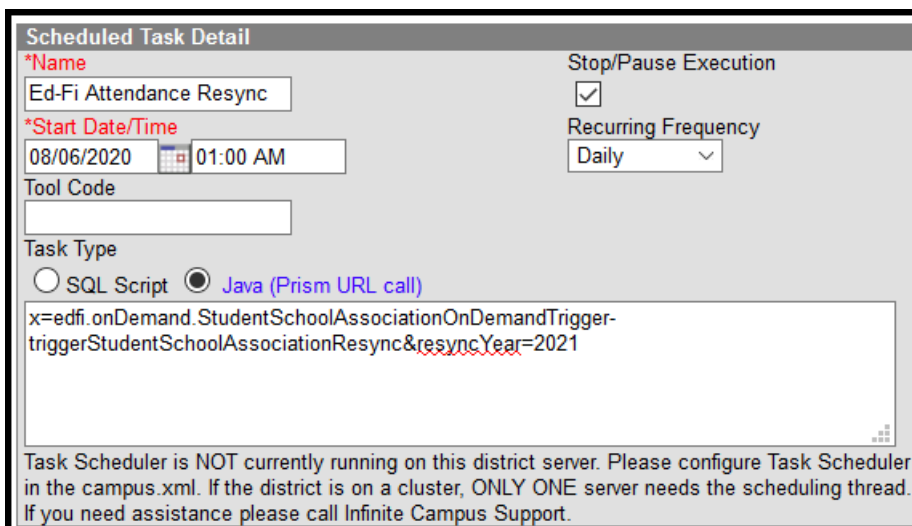
Classic View: System Administration > Preferences > Task Scheduler

Search Terms: Task Scheduler

Ed-Fi v3.x Student Migrant Education Program Association (SMEPA_ Scheduled Task (2132 and after)

The following section describes how to create a scheduled task to resync Wisconsin Ed-Fi Attendance data on a daily basis.

A valid Ed-Fi Configuration must be set up prior to creating this task.



Scheduled Task Detail

To create a scheduled task to resync Ed-Fi attendance data:

1. Navigate to System Administration > Preferences > Task Scheduler.
2. Click **New Task**.
3. Enter the **Name** of the task. Campus recommends 'Ed-Fi Attendance Resync' as the name of the task.
4. Enter the **Start Date and Time** for the task. Campus recommends setting the task during a low-traffic date/time.
5. Set the **Recurring Frequency** to Daily.
6. Select **Java (Prism URL call)** as the Task Type.
7. Enter the following text in the text editor:

```
x=edfi.onDemand.StudentSchoolAssociationOnDemandTrigger-triggerStudentSchoolAssociationResync&resyncYear=2021
```

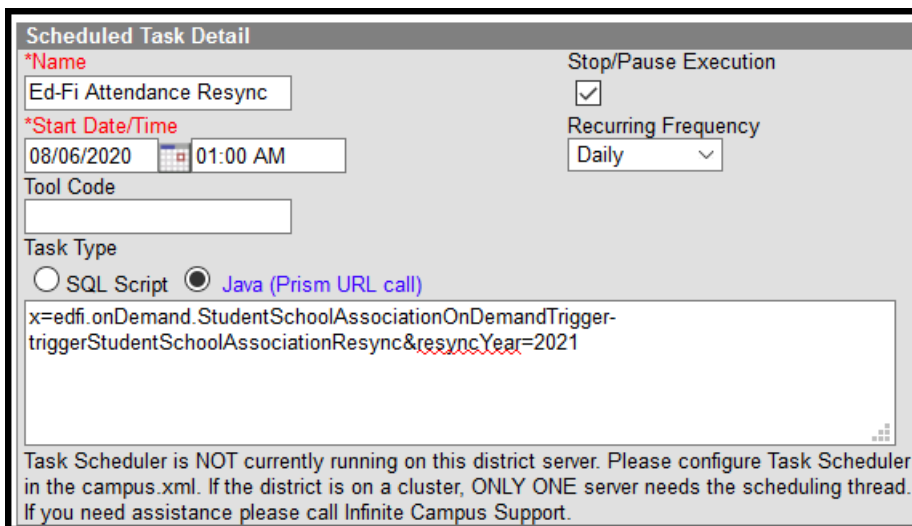
To create a task for other Ed-Fi years, the resync year portion of the query needs to be updated.

- Click **Save**.

Ed-Fi v3.x Attendance Resync Scheduled Task (1933 and after)

The following section describes how to create a scheduled task to resync Wisconsin Ed-Fi Attendance data on a daily basis.

A valid Ed-Fi Configuration must be set up prior to creating this task.



Scheduled Task Detail

To create a scheduled task to resync Ed-Fi attendance data:

- Navigate to System Administration > Preferences > Task Scheduler.
- Click **New Task**.
- Enter the **Name** of the task. Campus recommends 'Ed-Fi Attendance Resync' as the name of the task.
- Enter the **Start Date and Time** for the task. Campus recommends setting the task during a low-traffic date/time.
- Set the **Recurring Frequency** to Daily.
- Select **Java (Prism URL call)** as the Task Type.
- Enter the following text in the text editor:
`x=edfi.onDemand.StudentSchoolAssociationOnDemandTrigger-triggerStudentSchoolAssociationResync&resyncYear=2021`

To create a task for other Ed-Fi years, the resync year portion of the query needs to be updated.

8. Click **Save**.

Ed-Fi v3.X Student Special Education Program Associations (SSEPA) Auto-Resync

The following section describes how to create a scheduled task to resync Wisconsin Ed-Fi Student Special Education Program Association data in order to post updates when future end dates pass.

A valid Ed-Fi Configuration must be set up prior to creating this task.

Scheduled Task Detail

*Name: Ed-Fi SSEPA Resync

*Start Date/Time: 04/23/2021 04:00 AM

Tool Code:

Task Type: SQL Script Java (Prism URL call)

x=edfi.onDemand.SSEPAResyncOnDemandTrigger-triggerSSEPAResync&resyncYear=2021

Stop/Pause Execution:

Recurring Frequency: Weekly

The Task Scheduler is running on this server.

Scheduled Task Detail

To create a scheduled task to resync Ed-Fi SSEPA data:

1. Navigate to System Administration > Preferences > Task Scheduler.
2. Click **New Task**.
3. Enter the **Name** of the task. Campus recommends 'Ed-Fi SSEPA Resync' as the name of the task.
4. **Do Not** mark the Stop/Pause Execution checkbox.
5. Enter the **Start Date and Time** for the task. Campus recommends setting the task during a low-traffic date/time.
6. Set the **Recurring Frequency** to Weekly.
7. Leave the **Tool Code** field blank.
8. Select **Java (Prism URL call)** as the Task Type.
9. Enter the following text in the text editor: x=edfi.onDemand.SSEPAResyncOnDemandTrigger-triggerSSEPAResync&resyncYear=2021

Note: This task is for the 2020-2021 year. The task would need to be updated for other ed-fi years. It is recommended to have an Ed-Fi SSSEPA Resync task run only for the current active year. Updating the existing task can be accomplished by updating the resync year portion of the query.

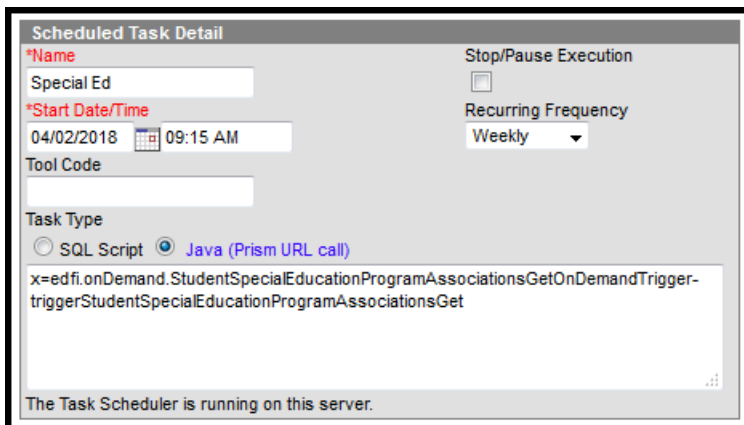
10. Click **Save**.

SSEPA GET and Special Ed Data Import Scheduled Task

The following section describes how to create a scheduled task to import Student Special Education Program Association records from the Wisconsin Ed-Fi database (WISE) into a locked plan document.

A valid Ed-Fi Configuration must be set up prior to creating this task.

The Student Special Education Program Associations resource must be turned off (Active NOT checked) in the Ed-Fi Resource Preferences in order for this process to execute. If this resource is turned ON, the Scheduled Task will run but the GET process will be suppressed and will not GET or Import any data. There is no error message.



Scheduled Task Detail

*Name: Special Ed

*Start Date/Time: 04/02/2018 09:15 AM

Tool Code: [Empty]

Task Type: SQL Script Java (Prism URL call)

Recurring Frequency: Weekly

x=edfi.onDemand.StudentSpecialEducationProgramAssociationsGetOnDemandTrigger-triggerStudentSpecialEducationProgramAssociationsGet

The Task Scheduler is running on this server.

Scheduled Task Detail

To create a scheduled task to perform a (SSEPA) GET and special ed data import:

1. Navigate to System Administration > Preferences > Task Scheduler.
2. Click **New Task**.
3. Enter the **Name** of the task. Campus recommends using 'Special Ed' as the Name.
4. Enter the **Start Date and Time** for the task. Campus recommends setting the task during a low-traffic date/time.
5. Set the **Recurring Frequency**. Campus recommends setting the Recurring Frequency to

Weekly.

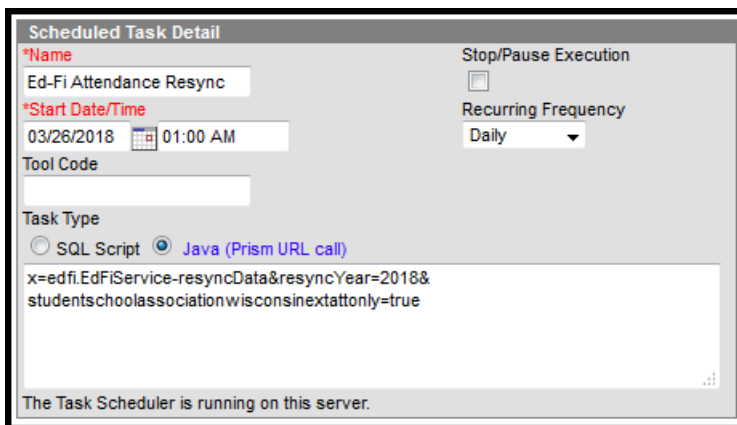
6. Select **Java (Prism URL call)** as the Task Type.
7. Enter the following text in the text editor:
`x=edfi.onDemand.StudentSpecialEducationProgramAssociationsGetOnDemandTrigger-triggerStudentSpecialEducationProgramAssociationsGet`
8. Click **Save**.

Ed-Fi v2.0 Attendance Resync Scheduled Task (1929 and before)

After the 1933 release, the following scheduled task for resyncing Wisconsin Ed-Fi Attendance Data can be deactivated or removed.

The following section describes how to create a scheduled task to resync Wisconsin Ed-Fi Attendance data on a daily basis.

A valid Ed-Fi Configuration must be set up prior to creating this task. Please review the [Ed-Fi Configuration](#) article for more information.



Scheduled Task Detail

*Name: Ed-Fi Attendance Resync

*Start Date/Time: 03/26/2018 01:00 AM

Tool Code: [Empty]

Task Type: SQL Script Java (Prism URL call)

x=edfi.EdFiService-resyncData&resyncYear=2018&studentschoolassociationwisconsinextatonly=true

Stop/Pause Execution:

Recurring Frequency: Daily

The Task Scheduler is running on this server.

Scheduled Task Detail

To create a scheduled task to resync Ed-Fi attendance data:

1. Navigate to System Administration > Preferences > Task Scheduler.
2. Click **New Task**.
3. Enter the **Name** of the task. Campus recommends 'Ed-Fi Attendance Resync' as the name of the task.
4. Enter the **Start Date and Time** for the task. Campus recommends setting the task during a low-traffic date/time.
5. Set the **Recurring Frequency** to Daily.

6. Select **Java (Prism URL call)** as the Task Type.
7. Enter the following text in the text editor: `x=edfi.EdFiService-resyncData&resyncYear=2018&studentschoolassociationwisconsinextattonly=true`

*This task is for the 2017 - 2018 school year. To create a task for other Ed-Fi years, the resync year portion of the query needs to be updated.

For example, to resync the 2016-2017 school year, the query would be: `x=edfi.EdFiService-resyncData&resyncYear=2017&studentschoolassociationwisconsinextattonly=true`

8. Click **Save**.
-