

# Accessing New Release Highlights Courses

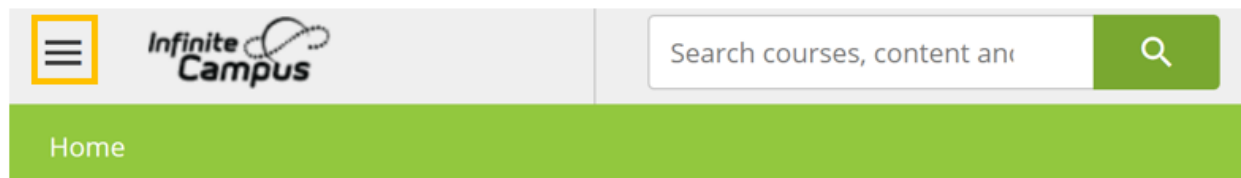
Last Modified on 10/22/2022 10:46 am CDT

**Directions for accessing Release Highlights videos, formerly known as Lunch and Learns, for any release:**

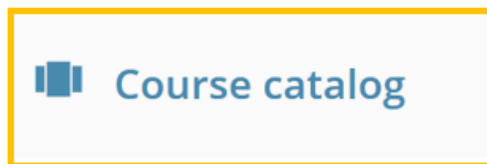
1. Select the Campus Passport button from the Campus Community header.



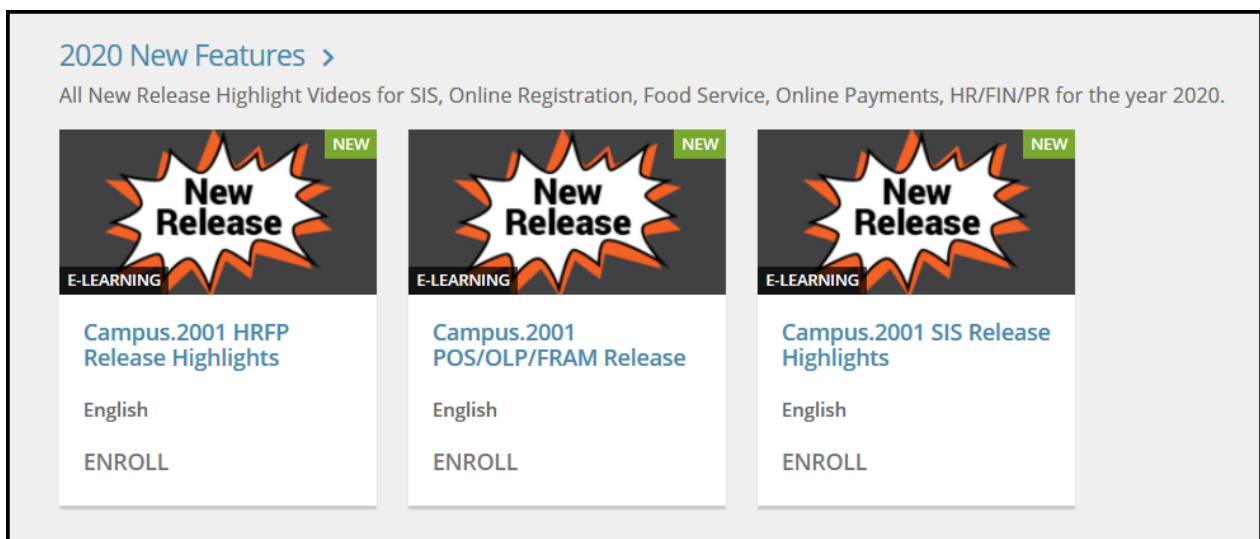
2. Select the 3 line **Menu** icon in the upper left corner of the ICU site.



3. Select the **Course Catalog** option.



4. Look in the **2020 New Features** catalog and select the desired **Release Highlights** course.



5. After selecting a course, click the **Enroll** button to access the course content.

ENROLL

---