

User Session Manager [.2211 - .2215]

Last Modified on 10/22/2022 10:47 am CDT

You are viewing a previous version of this article. See [User Session Manager](#) for the most current information.

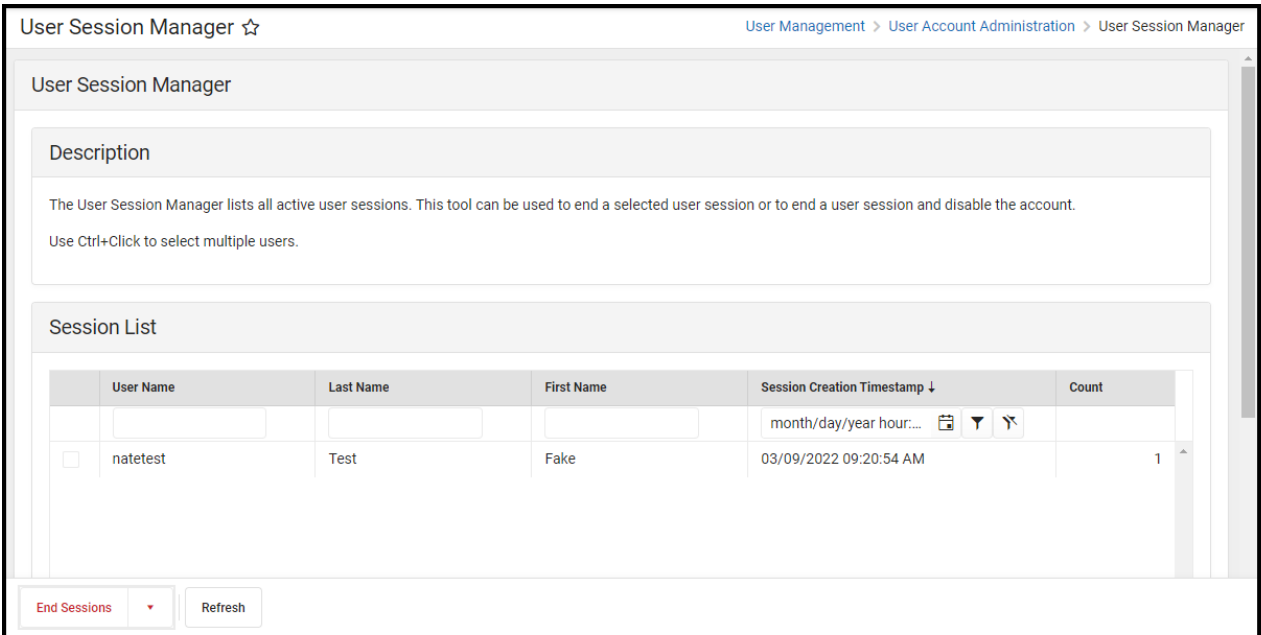
[Prerequisites](#) | [View Active User Sessions](#) | [End or Disable User Sessions and Accounts](#)

Classic View: [System Administration](#) > [User Security](#) > [User Preference Management](#) > [User Session Manager](#)

Search Term: [User Session Manager](#)

The User Session Manager allows administrators to view a list of all active user sessions within their instance of Infinite Campus, filter the list by user name, person name, or session start timestamp, and see a count of how many active sessions a user has running.

This tool also allows you to select specific user sessions and instantly log them out of Infinite Campus (End Session) or in the instance of a security issue or other nefarious reasons, instantly log them out of Infinite Campus and disable their account (End and Disable).



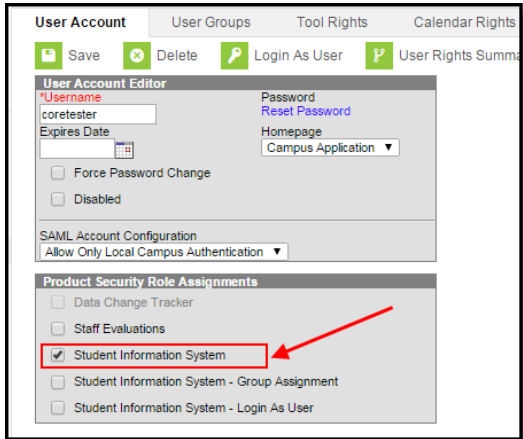
The screenshot shows the 'User Session Manager' interface. At the top, there is a breadcrumb trail: 'User Management > User Account Administration > User Session Manager'. Below this is a 'Description' box stating: 'The User Session Manager lists all active user sessions. This tool can be used to end a selected user session or to end a user session and disable the account. Use Ctrl+Click to select multiple users.' Below the description is a 'Session List' table with the following data:

	User Name	Last Name	First Name	Session Creation Timestamp ↓	Count
<input type="checkbox"/>	natetest	Test	Fake	03/09/2022 09:20:54 AM	1

At the bottom of the interface, there are two buttons: 'End Sessions' (with a dropdown arrow) and 'Refresh'.

Prerequisites

Only users assigned a [Product Security Role](#) of **Student Information System (SIS)** are allowed to use this tool.

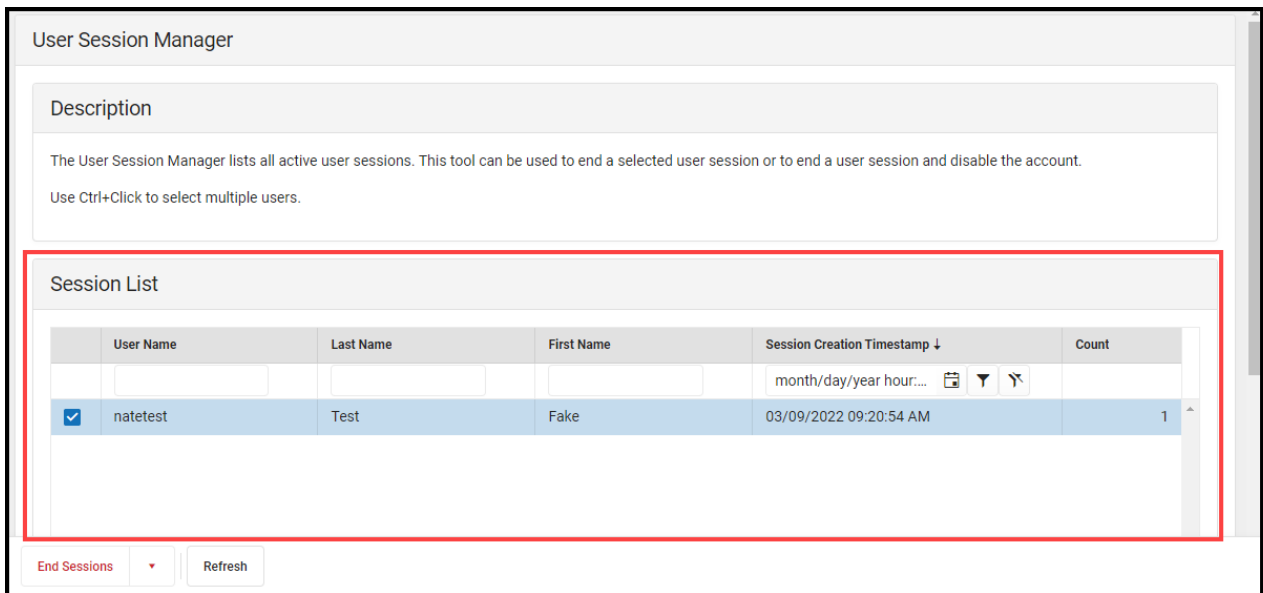


View Active User Sessions

You can view a list of all active sessions within your school/district within the Session List (see below). Each active session lists the username, last name, first name, when they logged in (Session Creation Timestamp) and the number of concurrent sessions they have open (Count).

Each column in the Session List allows for search criteria to be entered, allowing you to filter and narrow the list to a specific username, person, and/or login timestamp. This is especially useful when trying to locate a specific user during peak usage times where potentially hundreds or even thousands of active sessions are open.

You can refresh the Session List at anytime by clicking the **Refresh** button.



End or Disable User Sessions and Accounts

In the event a user or set of users need to be logged out or even have their account immediately

disabled, you can do so by marking the checkbox next to their username and selecting one of the following options:

- **End** - This immediately logs the user out of Infinite Campus
- **End & Disable** - This immediately logs the user out of Infinite Campus and disables their user account, preventing them from being able to log back in. This option is useful for combating nefarious user account activity and/or compromised user account credentials.

To reenable a disabled user account, navigate to a user's User Account Information, uncheck the Disabled checkbox and hit Save. For more information, see the [User Account](#) article.

User Session Manager

Description

The User Session Manager lists all active user sessions. This tool can be used to end a selected user session or to end a user session and disable the account.

Use Ctrl+Click to select multiple users.

Session List

	User Name	Last Name	First Name	Session Creation Timestamp ↓	Count
<input checked="" type="checkbox"/>	natetest	Test	Fake	03/09/2022 10:07:23 AM	1

End

End & Disable

End Sessions ▼

Refresh