

Student Parent (TSDS) (Texas) [.2207 - .2219]

Last Modified on 10/22/2022 10:55 am CDT

You are viewing a previous version of this article. See [Student Parent \(TSDS\) \(Texas\)](#) for the most current information.

[Report Population Logic](#) | [Report Editor](#) | [XML Elements](#)

Classic View: [TX State Reporting](#) > [TSDS Extract](#) > [Student Parent](#)

Search Terms: [Parent TSDS](#)

The Student Parent Interchange reports metadata about assessments, specifically the definitions of the assessments, the learning objectives, the learning standards, and assessment items.

TSDS Extract ☆

Reporting > TX State Reporting > TSDS Extract

TX TSDS Extract

This tool will extract data for uploading files to the state system.

Report Options

Submission: ECDS

Interchanges: Student Parent

Type: Pre-K

Start Date:

End Date:

Report Type: XML

Filter By: Calendar
 District
 School

Ad Hoc Filter:

Select Calendars

Which calendar(s) would you like to include in the report?

active year
 list by school
 list by year

19-20

- 19-20 Elementary School
- 19-20 Middle School
- 19-20 High School
- 19-20 PK T/Th School
- 19-20 PK M/W School

CTRL-click or SHIFT-click to select multiple

Show top 50 tasks submitted between 12/10/2019 and 12/17/2019

Batch Queue List			
Queued Time	Report Title	Status	Download

The Student Parent Interchange is reported in the following Submissions:

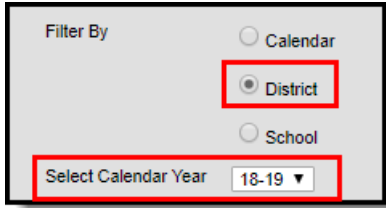


Submissions
ECDS <ul style="list-style-type: none"> • KG • Pre-K
SPPI-14
Classroom Roster (CR) <ul style="list-style-type: none"> • Classroom Roster Fall (CRF) • Classroom Roster Winter (CRW)
Special Education Language Acquisition (SELA)
Child Find (CF)

Report Population Logic

[Click here to expand...](#)

Report Editor

The following tables define the options available on the editor.

Field	Description								
Submission	<ul style="list-style-type: none"> • ECDS (Early Childhood Data System) <ul style="list-style-type: none"> ◦ KG ◦ Pre-K • SPPI-14 • Classroom Roster - CR <ul style="list-style-type: none"> ◦ Classroom Roster Fall (CRF) ◦ Classroom Roster Winter (CRW) • SELA (Special Education Language Acquisition) • Child Find (CF) 								
Interchanges	Interchanges are XML Schema Definitions (XSDs) which group related complex types. Select Student Parent .								
Type	XML								
Start Date	The first day in the reporting date range. Only records between this date and the End Date are included.								
End Date	The last day in the reporting date range. Any records past this date are not included.								
Filter By	<p>This field allows you to narrow the report results to specific Calendars, Calendar Years (District), or Schools.</p> <table border="1"> <thead> <tr> <th>Option</th> <th>Description</th> </tr> </thead> <tbody> <tr> <td>Calendar</td> <td>This option allows you to select the specific calendar(s) to include in the report.</td> </tr> <tr> <td>District</td> <td> This option allows you to select the specific Calendar Year to include in the report.  </td> </tr> <tr> <td>School</td> <td>This option allows you to select the specific school(s) to include in the report.</td> </tr> </tbody> </table>	Option	Description	Calendar	This option allows you to select the specific calendar(s) to include in the report.	District	This option allows you to select the specific Calendar Year to include in the report. 	School	This option allows you to select the specific school(s) to include in the report.
Option	Description								
Calendar	This option allows you to select the specific calendar(s) to include in the report.								
District	This option allows you to select the specific Calendar Year to include in the report. 								
School	This option allows you to select the specific school(s) to include in the report.								
Ad Hoc Filter	Select an Ad Hoc filter to limit report results to those that meet filter requirements.								
Report Generation	The report can be marked to generate immediately using the Generate Extract button or can be marked to generate at a later time using the Submit to Batch button. See the Batch Queue article for additional guidance.								

XML Elements

Student | Parent | StudentParentAssociation | Appendix A

Student

XML Element	Description	Location
<i>StudentUniqueStateId</i> <i>Required</i>	<p>A unique number assigned by the state Department of Education.</p> <p>Submission: KG / PK SPPI-14 CRF/CRW SELA CF</p> <p><i>Numeric, 10 digits</i></p>	Census > People > Demographics > Unique State ID
StudentIdentificationCode		
<i>IdentificationSystem</i> <i>Required</i>	<p>Reports a value of 'State'.</p> <p>Submission: KG / PK SPPI-14 CRF/CRW SELA CF</p> <p><i>String, 16 characters</i></p>	N/A
<i>IdentificationCode</i> <i>Required</i>	<p>Report Previous State ID. If no value, then report SSN. If both fields are null, report blank.</p> <p>Submission: KG / PK SPPI-14 CRF/CRW SELA CF</p> <p><i>Coded, 9 characters</i></p>	Census > People > Demographics > Person Identifiers > Local Student ID OR Previous State ID

XML Element	Description	Location
<i>IdentificationSystem</i> <i>Optional (CRF/CRW)</i> <i>Required (SELA)</i>	Report "District" Submission: CRF/CRW SELA	N/A
<i>IdentificationCode</i> <i>Required</i>	Report District Student ID, if Null, report Person ID. Submission: CRF/CRW SELA <i>Namefield, 9 characters</i>	Census > People > Demographics > Person Identifiers > Local Student ID OR Person ID
Name		
<i>FirstName</i> <i>Required</i>	The reporting student's first name. Submission: KG / PK SPPI-14 CRF/CRW SELA CF <i>Namefield, 60 characters</i>	Census > Demographics > Person Information > First Name
<i>MiddleName</i> <i>Required: CR, SELA</i> <i>Optional: SPPI-14, ECDS</i>	The reporting student's middle name. Otherwise, reports blank. KG only: Element does not report if the student does not have a middle name identified. Submission: KG / PK SPPI-14 CRF/CRW SELA CF <i>Namefield, 60 characters</i>	Census > Demographics > Person Information > Middle Name

XML Element	Description	Location
<i>LastSurname</i> <i>Required</i>	The reporting student's last name. Submission: KG / PK SPPI-14 CRF/CRW SELA CF <i>Namefield, 60 characters</i>	Census > Demographics > Person Information > Last Name
<i>GenerationCodeSuffix</i> <i>Required</i>	The reporting student's suffix name. Submission: SPPI-14 CRF/CRW SELA CF <i>Coded, 4 characters</i>	Census > Demographics > Person Information > Suffix
<i>Sex</i> <i>Required</i>	The reporting student's gender. Submission: KG / PK SPPI-14 CRF/CRW SELA CF	Census > Demographics > Person Information > Gender
BirthData		
<i>BirthDate</i> <i>Required</i>	The student's date of birth. Submission: KG / PK SPPI-14 CRF/CRW SELA CF	Census > People > Demographics > Person Information > Birth Date
Address		

XML Element	Description	Location
<i>AddressType</i> <i>Required</i>	<p>If Mailing is checked report Mailing.</p> <p>If Mailing is not checked AND Physical is checked report Physical.</p> <p>If Mailing and Physical are not checked AND Secondary or Private is checked report Other.</p> <p>If nothing is checked report Home.</p> <p>Submission: SPPI-14</p>	Census > Addresses > Address Location Detail
<i>StreetNumberName</i> <i>Required</i>	<p>Report street address (all components).</p> <p>Submission: SPPI-14</p>	Census > Addresses
<i>City</i> <i>Required</i>	<p>Report City.</p> <p>Submission: SPPI-14</p>	Census > Address > City
<i>StateAbbreviation</i> <i>Required</i>	<p>Report State (2 digit abbreviation).</p> <p>Submission: SPPI-14</p>	Census > Address > State
<i>PostalCode</i> <i>Required</i>	<p>Report Zip.</p> <p>Submission: SPPI-14</p>	Census > Address > Zip
<i>CountryCode</i> <i>Required</i>	<p>Report US.</p> <p>Submission: SPPI-14</p>	Coded to report US
Telephone		

XML Element	Description	Location
<i>TelephoneNumberType</i> <i>Required</i>	<p>If Cell Phone contains a value report Mobile.</p> <p>If Cell Phone is Null and Work Phone contains a value, report Work.</p> <p>If Cell Phone and Work Phone are Null, and Other Phone contains a value report Other.</p> <p>Submission: SPPI-14</p>	Census > People > Demographics > Personal Contact Information
<i>TelephoneNumber</i> <i>Required</i>	<p>Report Phone Number with no dashes (include area code and extension if applicable - max 14 characters).</p> <p>Submission: SPPI-14</p>	Census > People > Demographics > Personal Contact Information
ElectronicMail		
<i>EmailAddressType</i> <i>Required</i>	<p>Report Home/Personal.</p> <p>Submission: SPPI-14</p>	
<i>EmailAddress</i> <i>Required</i>	<p>Report Email, if null report Secondary Email.</p> <p>Submission: SPPI-14</p>	Census > People > Demographics > Personal Contact Information
<i>HispanicLatinoEthnicity</i> <i>Required</i>	<p>Report 1 if student is Yes for "is the individual Hipanic/Latino?"</p> <p>Otherwise, report 0.</p> <p>Submission: KG / PK SPPI-14 CRF/CRW SELA CF</p>	Census > People > Demographics > Person Information > Race/Ethnicity > Hispanic/Latino
Race		

XML Element	Description	Location
RacialCategory <i>Required</i>	Reports the name of the student's Race/Ethnicity. Submission: KG / PK SPPI-14 CRF/CRW SELA CF	Census > People > Demographics > Person Information > Race/Ethnicity
<i>EconomicDisadvantaged</i> <i>Optional</i>	Report 99 if Code 99 box is checked. If Code 99 box is not checked, report the student's last status. Submission: PK	CODE 99: System Admin > Student Info > General > Enrollments > State Reporting Fields OR Eligibility Status: System Administration > FRAM > Eligibility > State Code
LimitedEnglishProficiency <i>Required</i>	<p>Non-Emergent Bilingual reports if the student does not have an active EL record at the time of reporting OR is not in monitoring status</p> <p>Emergent Bilingual reports if the student has an active EL record at the time of reporting</p> <p>Emergent Bilingual Monitored 1 reports if the student has an end dated EL record and is in monitoring status</p> <p>Emergent Bilingual Monitored 2 reports if the student has an end dated EL record and is in monitoring status</p> <p>KG / PK SELA</p>	Student Information > Program Participation > English Learners (EL)
TX-LEAReference > EducationalOrgIdentity		

XML Element	Description	Location
StateOrganizationID <i>Required</i>	The reporting district's State District Number. Submission: KG / PK SPPI-14 CRF/CRW CF	System Administration > Resources > District Information > State District Number
Disabilities The following disability elements report if student has: <ul style="list-style-type: none"> an active/locked IEP during the reporting period WITH a Primary Disability value on the Settings and Disabilities tab in the IEP AND the disability has an active date that falls within the reporting period. 		
TX-EffectiveDateDisabilities <i>Required</i>	Reports start date. Submission: SELA	
Disability <i>Required</i>	If Disability is: <ul style="list-style-type: none"> 05 "Deaf-Blindness (Deaf-Blind)" report 03 "Hearing/Auditory Impairment (Auditory Impairment)" reports Submission: SELA	
TX-LEAReference > EducationalOrgIdentity		
StateOrganizationID <i>Required</i>	The reporting district's State District Number. Submission: SELA	System Administration > Resources > District Information > State District Number

Parent

Household membership, address, and guardian relationship must be active during the previous school year in order to be considered.

All active addresses and guardian relationships will be reported.

XML Element	Description	Location
<i>ParentUniqueStateID</i> <i>Required</i>	Report parent unique ID.	Census > Demographics > Person Information > Parent Unique State ID
Name		
<i>FirstName</i> <i>Required</i>	Report first name. Submission: SPPI-14	Census > Demographics > Person Information > First Name
<i>MiddleName</i> <i>Required</i>	Report middle name. Submission: SPPI-14	Census > Demographics > Person Information > Middle Name
<i>LastSurName</i> <i>Required</i>	Report last name. Submission: SPPI-14	Census > Demographics > Person Information > Last Name
<i>GenerationCodeSuffix</i> <i>Required</i>	Report suffix name.	Census > Demographics > Person Information > Suffix
Address		
<i>AddressType</i> <i>Required</i>	If Mailing is checked report Mailing. If Mailing is not checked AND Physical is checked report Physical. If Mailing and Physical are not checked AND Secondary or Private is checked report Other. If nothing is checked report Home. Submission: SPPI-14	Census > Addresses > Address Location Detail
<i>StreetNumberName</i> <i>Required</i>	Report street address (all components).	Census > Addresses
<i>ApartmentRoomSuiteNumber</i>	Report Apt.	Census > Addresses

Optional XML Element	Description	Ant Location
	Submission: SPPI-14 <i>String, 20 characters</i>	
<i>City</i> <i>Required</i>	Report City. Submission: SPPI-14 <i>String, 30 characters</i>	Census > Addresses > City
<i>StateAbbreviation</i> <i>Required</i>	Report State (2 digit abbreviation) Submission: SPPI-14 <i>String, 2 characters</i>	Census > Addresses > State
<i>PostalCode</i> <i>Required</i>	Report Zip. Submission: SPPI-14 <i>Coded, 17 characters</i>	Census > Addresses > Zip
<i>CountryCode</i> <i>Required</i>	Report US. Submission: SPPI-14 <i>String, 2 characters</i>	Coded
Telephone		
<i>TelephoneNumberType</i> <i>Required</i>	If Cell Phone contains a value report Mobile. If Cell Phone is Null and Work Phone contains a value, report Work. If Cell Phone and Work Phone are Null, and Other Phone contains a value report Other. Submission: SPPI-14 <i>String, 11 characters</i>	Census > People > Demographics > Personal Contact Information

<i>TelephoneNumber</i> XML Element <i>Required</i>	Description Report Phone Number with no dashes (include area code and extension if applicable - max 14 characters)	Location Census > People > Demographics >
	<p>Submission: SPPI-14</p> <p><i>Numeric, 14 Characters, XXXXXXXXXXXXXXXX</i></p>	Personal Contact Information
ElectronicMail		
<i>EmailAddressType</i> <i>Required</i>	Report Home/Personal	
	<p>Submission: SPPI-14</p> <p><i>String, 13 characters</i></p>	
<i>EmailAddress</i> <i>Required</i>	Report Email, if null report Secondary Email	Census > People > Demographics > Personal Contact Information
	<p>Submission: SPPI-14</p> <p><i>String, 128 characters</i></p>	

StudentParentAssociation

XML Element	Description	Location
StudentReference > ParentReference		
<i>Relation</i> <i>Required</i>	Report Name of Relationship.	Census > People > Relationships > Relationship AND System Administration > Census > Relationship Types
	<p>Submission: SPPI-14</p> <p><i>String, 26 characters</i></p>	
<i>ContactPriority</i> <i>Required</i>	Indicate count of priority level of contact.	Census > People > Relationships > Relationship
	<p>Primary = 1, all others count up from that value</p> <p>Submission: SPPI-14</p> <p><i>Numeric, 2 digits</i></p>	

Appendix A

Code	Name
01	Jr
02	Sr
03	II
04	III
05	IV
06	V
07	VI
08	VII
09	VIII
10	I
11	IX
12	X

Previous Versions

[Student Parent \(TSDS\) \(Texas\) \[.2140-.2203\]](#)

[Student Parent \(TSDS\) \(Texas\) \[.2048-.2136\]](#)
